


Jerith Legacy

5/8" Picket | *Hidden Fasteners* |  



- 3** Panel Options
- 14** Post Options
- 18** Caps & Accessories
- 20** Adornments & Custom Finishes
- 21** Construction Specification 32 31 19
- 24** Limited Lifetime Warranty
- 26** Swing Gates
- 37** Accent Gates
- 45** Rainbow Gates
- 52** Gate Hardware

Jerith Legacy Residential Fence is most popular for a feature that conceals all picket to rail fasteners, providing the consumer with a lifetime of beauty.

JERITH.COM **800-344-2242**

Jerith

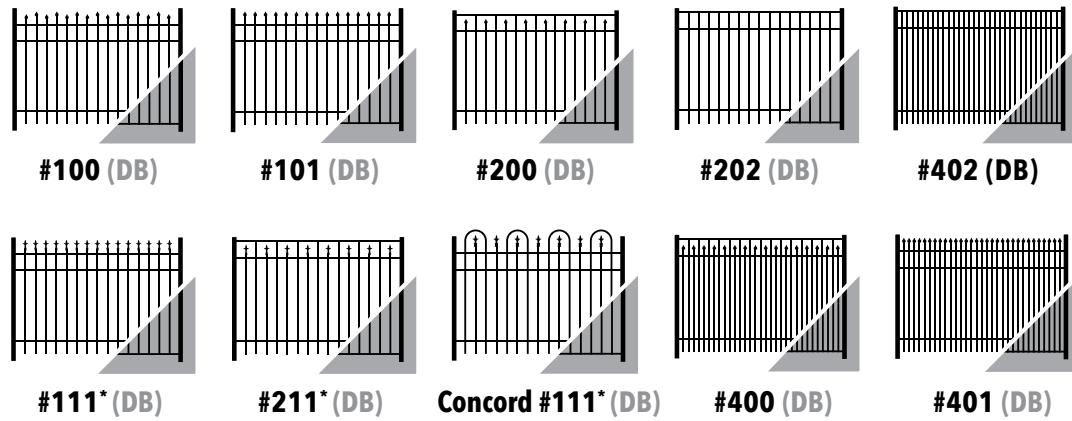
ASSA ABLOY

Jerith Legacy

5/8" Picket | Hidden Fasteners

5/8" sq x .050" wall PICKETS | 1" x 1" (.082" side / .055" top) RAILS | 2" sq x .060" wall POSTS

STYLE OPTIONS



* Your choice of finial options: Imperial Majestic Victorian (DB): Drop Bottom

COLORS

- Black
- Bronze

GATES

Gates match the fence style and are available in standard or arched designs.



QUALITY & STYLE

When we started manufacturing ornamental aluminum fences around 50 years ago, we made a commitment to producing only durable, high-quality, 100% American-made products. That commitment has become the backbone of our reputation and our promise to you.



LIFETIME LIMITED WARRANTY

Every fence comes with a lifetime warranty, made possible by our FencCoat™ finish and HS-35™ Aluminum Alloy.



DOMESTIC MANUFACTURING

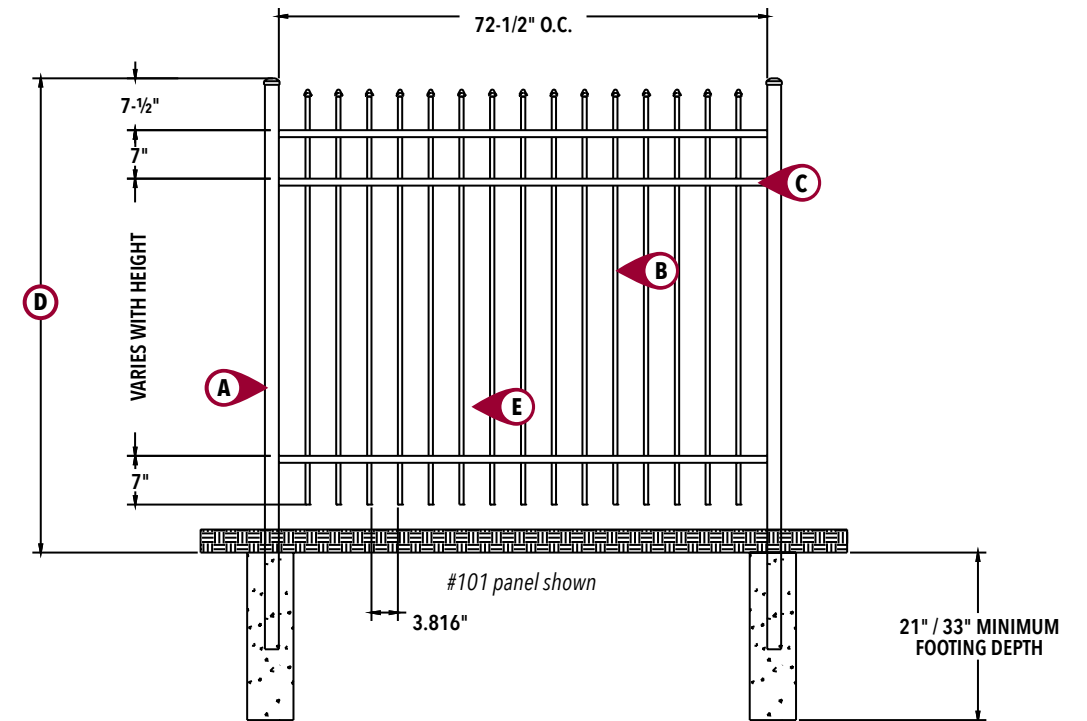
Jerith is committed to providing products that are 100% extruded, coated, fabricated, assembled and packaged in the USA.

TO PLACE YOUR ORDER, CALL 800-344-2242 | VISIT JERITH.COM

Jerith Legacy

PANEL OPTIONS

STANDARD & DROP BOTTOM OPTIONS AVAILABLE



- Ⓐ 2"sq x .060" wall (standard) or .125" wall POSTS
- Ⓑ 5/8"sq x .050" wall PICKETS
- Ⓒ 1" x 1" (.082" side / 0.055" top) RAILS
- Ⓓ 3', 42", 4', 54", 57", 5' & 6' PANEL HEIGHTS
- Ⓔ 3.816" STANDARD or 1.596" AIR SPACE

Refer to construction specification within this section for product details.

Effective: 08/2022

TO PLACE YOUR ORDER, CALL 800-344-2242 | VISIT JERITH.COM

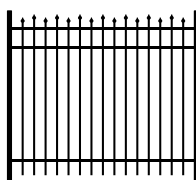
Jerith Legacy

PANEL OPTIONS

STYLE #100 | 3-RAIL PANELS

STANDARD BOTTOM | 6' PANEL LENGTH (72" actual width) | 15 PICKETS PER PANEL | 35 PANELS PER PALLET

PANEL HEIGHT	ITEM NUMBER	WEIGHT	STOCKING
3'	RS36ⓧ100SN	11 lbs	⓪
42"	RS42ⓧ100SN	13 lbs	⓪
4'	RS48ⓧ100SN	14 lbs	<u>B</u>
5'	RS60ⓧ100SN	17 lbs	⓪



#100

ⓧ = COLOR OPTIONS AVAILABLE | B = Black Z = Bronze

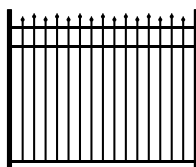
⓪ = NON-STOCKED PRODUCT

For details, see Jerith's Sales Policy in the catalog guide.

STYLE #100 | 3-RAIL PANELS

DROP BOTTOM | 6' PANEL LENGTH (72" actual width) | 15 PICKETS PER PANEL | 35 PANELS PER PALLET

PANEL HEIGHT	ITEM NUMBER	WEIGHT	STOCKING	POOL
57"	RS57ⓧ100SN	15.25 lbs	⓪	



#100

ⓧ = COLOR OPTIONS AVAILABLE | B = Black Z = Bronze

⓪ = NON-STOCKED PRODUCT


For details, see Jerith's Sales Policy in the catalog guide.

NOTE: 4-rail is standard for 6' height, 3-rail is standard for all other heights

STYLE #100 | 4-RAIL PANELS

STANDARD BOTTOM | 6' PANEL LENGTH (72" actual width) | 15 PICKETS PER PANEL | 35 PANELS PER PALLET

PANEL HEIGHT	ITEM NUMBER	WEIGHT	STOCKING	POOL
6'	RS72ⓧ100SN	20 lbs	⓪	



#100

ⓧ = COLOR OPTIONS AVAILABLE | B = Black Z = Bronze

⓪ = NON-STOCKED PRODUCT

For details, see Jerith's Sales Policy in the catalog guide.

NOTE: 4-rail is standard for 6' height, 3-rail is standard for all other heights

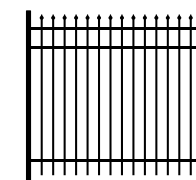
Jerith Legacy

PANEL OPTIONS

STYLE #101 | 3-RAIL PANELS

STANDARD BOTTOM | 6' PANEL LENGTH (72" actual width) | 15 PICKETS PER PANEL | 35 PANELS PER PALLET

PANEL HEIGHT	ITEM NUMBER	WEIGHT	STOCKING
3'	RS36ⓧ101SN	11 lbs	⓪
42"	RS42ⓧ101SN	13 lbs	⓪
4'	RS48ⓧ101SN	14 lbs	<u>B</u>
5'	RS60ⓧ101SN	17 lbs	<u>B</u>



#101

ⓧ = COLOR OPTIONS AVAILABLE | B = Black Z = Bronze


⓪ = NON-STOCKED PRODUCT

For details, see Jerith's Sales Policy in the catalog guide.

STYLE #101 | 3-RAIL PANELS

DROP BOTTOM | 6' PANEL LENGTH (72" actual width) | 15 PICKETS PER PANEL | 35 PANELS PER PALLET

PANEL HEIGHT	ITEM NUMBER	WEIGHT	STOCKING	POOL
57"	RS57ⓧ101SN	15.25 lbs	<u>B</u>	



#101

ⓧ = COLOR OPTIONS AVAILABLE | B = Black Z = Bronze

⓪ = NON-STOCKED PRODUCT

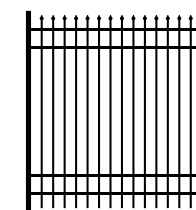
For details, see Jerith's Sales Policy in the catalog guide.

NOTE: 4-rail is standard for 6' height, 3-rail is standard for all other heights

STYLE #101 | 4-RAIL PANELS

STANDARD BOTTOM | 6' PANEL LENGTH (72" actual width) | 15 PICKETS PER PANEL | 35 PANELS PER PALLET

PANEL HEIGHT	ITEM NUMBER	WEIGHT	STOCKING	POOL
6'	RS72ⓧ101SN	20 lbs	<u>B</u>	



#101

ⓧ = COLOR OPTIONS AVAILABLE | B = Black Z = Bronze

⓪ = NON-STOCKED PRODUCT

For details, see Jerith's Sales Policy in the catalog guide.

NOTE: 4-rail is standard for 6' height, 3-rail is standard for all other heights


Jerith Legacy

PANEL OPTIONS

STYLE #200 | 3-RAIL PANELS

STANDARD BOTTOM | 6' PANEL LENGTH (72" actual width) | 15 PICKETS PER PANEL | 35 PANELS PER PALLET

PANEL HEIGHT	ITEM NUMBER	WEIGHT	STOCKING	POOL
3'	RS36⊗200SN	11 lbs	⊙	
42"	RS42⊗200SN	13 lbs	⊙	
4'	RS48⊗200SN	14 lbs	B	
5'	RS60⊗200SN	17 lbs	B	☞



#200

⊗ = COLOR OPTIONS AVAILABLE | B = Black Z = Bronze


⊙ = NON-STOCKED PRODUCT

For details, see Jerith's Sales Policy in the catalog guide.

STYLE #200 | 3-RAIL PANELS

DROP BOTTOM | 6' PANEL LENGTH (72" actual width) | 15 PICKETS PER PANEL | 35 PANELS PER PALLET

PANEL HEIGHT	ITEM NUMBER	WEIGHT	STOCKING	POOL
4'	RS48⊗200SNDB	14 lbs	⊙	
54"	RS54⊗200SN	15 lbs	⊙	☞
5'	RS60⊗200SNDB	17 lbs	⊙	☞



#200

⊗ = COLOR OPTIONS AVAILABLE | B = Black Z = Bronze

⊙ = NON-STOCKED PRODUCT


For details, see Jerith's Sales Policy in the catalog guide.

NOTE: 4-rail is standard for 6' height, 3-rail is standard for all other heights

STYLE #200 | 4-RAIL PANELS

STANDARD BOTTOM | 6' PANEL LENGTH (72" actual width) | 15 PICKETS PER PANEL | 35 PANELS PER PALLET

PANEL HEIGHT	ITEM NUMBER	WEIGHT	STOCKING	POOL
6'	RS72⊗200SN	20 lbs	B	☞



#200

⊗ = COLOR OPTIONS AVAILABLE | B = Black Z = Bronze

⊙ = NON-STOCKED PRODUCT

For details, see Jerith's Sales Policy in the catalog guide.

NOTE: 4-rail is standard for 6' height, 3-rail is standard for all other heights


Jerith Legacy

PANEL OPTIONS

STYLE #202 | 3-RAIL PANELS

STANDARD BOTTOM | 6' PANEL LENGTH (72" actual width) | 15 PICKETS PER PANEL | 35 PANELS PER PALLET

PANEL HEIGHT	ITEM NUMBER	WEIGHT	STOCKING	POOL
3'	RS36⊗202SN	11 lbs	B	
42"	RS42⊗202SN	13 lbs	⊙	
4'	RS48⊗202SN	14 lbs	B	
5'	RS60⊗202SN	17 lbs	B	☞



#202

⊗ = COLOR OPTIONS AVAILABLE | B = Black Z = Bronze


⊙ = NON-STOCKED PRODUCT

For details, see Jerith's Sales Policy in the catalog guide.

STYLE #202 | 3-RAIL PANELS

DROP BOTTOM | 6' PANEL LENGTH (72" actual width) | 15 PICKETS PER PANEL | 35 PANELS PER PALLET

PANEL HEIGHT	ITEM NUMBER	WEIGHT	STOCKING	POOL
4'	RS48⊗202SNDB	14 lbs	B	
54"	RS54⊗202SN	15 lbs	⊙	☞
5'	RS60⊗202SNDB	17 lbs	⊙	☞



#202

⊗ = COLOR OPTIONS AVAILABLE | B = Black Z = Bronze

⊙ = NON-STOCKED PRODUCT


For details, see Jerith's Sales Policy in the catalog guide.

NOTE: 4-rail is standard for 6' height, 3-rail is standard for all other heights

STYLE #202 | 4-RAIL PANELS

STANDARD BOTTOM | 6' PANEL LENGTH (72" actual width) | 15 PICKETS PER PANEL | 35 PANELS PER PALLET

PANEL HEIGHT	ITEM NUMBER	WEIGHT	STOCKING	POOL
6'	RS72⊗202SN	20 lbs	B	☞



#202

⊗ = COLOR OPTIONS AVAILABLE | B = Black Z = Bronze

⊙ = NON-STOCKED PRODUCT

For details, see Jerith's Sales Policy in the catalog guide.

NOTE: 4-rail is standard for 6' height, 3-rail is standard for all other heights


Jerith Legacy

PANEL OPTIONS

STYLE #111 | 3-RAIL PANELS

STANDARD BOTTOM | 6' PANEL LENGTH (72" actual width) | 15 PICKETS PER PANEL | 35 PANELS PER PALLET

PANEL HEIGHT	ITEM NUMBER	WEIGHT	STOCKING
3'	RS36ⓧ111SN	11 lbs	⊙
42"	RS42ⓧ111SN	13 lbs	⊙
4'	RS48ⓧ111SN	14 lbs	⊙
5'	RS60ⓧ111SN	17 lbs	⊙



#111

ⓧ = COLOR OPTIONS AVAILABLE | **B** = Black **Z** = Bronze

⊙ = NON-STOCKED PRODUCT


NOTE: Finials sold separately (Majestic, Imperial, Victorian)

For details, see Jerith's Sales Policy in the catalog guide.

STYLE #111 | 3-RAIL PANELS

DROP BOTTOM | 6' PANEL LENGTH (72" actual width) | 15 PICKETS PER PANEL | 35 PANELS PER PALLET

PANEL HEIGHT	ITEM NUMBER	WEIGHT	STOCKING	POOL
57"	RS57ⓧ111SN	15.25 lbs	⊙	



#111

ⓧ = COLOR OPTIONS AVAILABLE | **B** = Black **Z** = Bronze

⊙ = NON-STOCKED PRODUCT

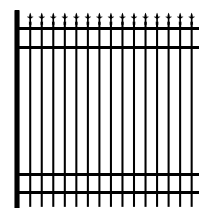
NOTE: Finials sold separately (Majestic, Imperial, Victorian)

For details, see Jerith's Sales Policy in the catalog guide.

STYLE #111 | 4-RAIL PANELS

STANDARD BOTTOM | 6' PANEL LENGTH (72" actual width) | 15 PICKETS PER PANEL | 35 PANELS PER PALLET

PANEL HEIGHT	ITEM NUMBER	WEIGHT	STOCKING	POOL
6'	RS72ⓧ111SN	20 lbs	B	



#111

ⓧ = COLOR OPTIONS AVAILABLE | **B** = Black **Z** = Bronze

⊙ = NON-STOCKED PRODUCT

NOTE: Finials sold separately (Majestic, Imperial, Victorian)

4-rail is standard for 6' height, 3-rail is standard for all other heights

For details, see Jerith's Sales Policy in the catalog guide.


Jerith Legacy

PANEL OPTIONS

STYLE #211 | 3-RAIL PANELS

STANDARD BOTTOM | 6' PANEL LENGTH (72" actual width) | 15 PICKETS PER PANEL | 35 PANELS PER PALLET

PANEL HEIGHT	ITEM NUMBER	WEIGHT	STOCKING
3'	RS36ⓧ211SN	11 lbs	⊙
42"	RS42ⓧ211SN	13 lbs	⊙
4'	RS48ⓧ211SN	14 lbs	⊙
5'	RS60ⓧ211SN	17 lbs	⊙



#211

ⓧ = COLOR OPTIONS AVAILABLE | **B** = Black **Z** = Bronze

⊙ = NON-STOCKED PRODUCT


NOTE: FINIALS SOLD SEPERATELY (MAJESTIC , IMPERIAL , VICTORIAN)

For details, see Jerith's Sales Policy in the catalog guide.

STYLE #211 | 3-RAIL PANELS

DROP BOTTOM | 6' PANEL LENGTH (72" actual width) | 15 PICKETS PER PANEL | 35 PANELS PER PALLET

PANEL HEIGHT	ITEM NUMBER	WEIGHT	STOCKING	POOL
54"	RS54ⓧ211SN	15 lbs	⊙	



#211

ⓧ = COLOR OPTIONS AVAILABLE | **B** = Black **Z** = Bronze

⊙ = NON-STOCKED PRODUCT

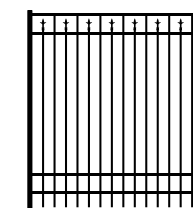
NOTE: Finials sold separately (Majestic, Imperial, Victorian)

For details, see Jerith's Sales Policy in the catalog guide.

STYLE #211 | 4-RAIL PANELS

STANDARD BOTTOM | 6' PANEL LENGTH (72" actual width) | 5 PICKETS PER PANEL | 35 PANELS PER PALLET

PANEL HEIGHT	ITEM NUMBER	WEIGHT	STOCKING	POOL
6'	RS72ⓧ211SN	20 lbs	⊙	



#211

ⓧ = COLOR OPTIONS AVAILABLE | **B** = Black **Z** = Bronze

⊙ = NON-STOCKED PRODUCT

NOTE: Finials sold separately (Majestic, Imperial, Victorian)

4-rail is standard for 6' height, 3-rail is standard for all other heights

For details, see Jerith's Sales Policy in the catalog guide.


Jerith Legacy

PANEL OPTIONS

STYLE CONCORD #111 | 3-RAIL PANELS

STANDARD BOTTOM | 6' PANEL LENGTH (72" actual width) | 15 PICKETS PER PANEL | 35 PANELS PER PALLET

PANEL HEIGHT	ITEM NUMBER	WEIGHT	STOCKING
3'	RS36ⓧC11SN	11 lbs	⓪
42"	RS42ⓧC11SN	13 lbs	⓪
4'	RS48ⓧC11SN	14 lbs	⓪
5'	RS60ⓧC11SN	16 lbs	⓪



CONCORD #111

ⓧ = COLOR OPTIONS AVAILABLE | B = Black Z = Bronze

⓪ = NON-STOCKED PRODUCT


NOTE: Finials sold separately (Majestic, Imperial, Victorian)

For details, see Jerith's Sales Policy in the catalog guide.

STYLE CONCORD #111 | 3-RAIL PANELS

DROP BOTTOM | 6' PANEL LENGTH (72" actual width) | 15 PICKETS PER PANEL | 35 PANELS PER PALLET

PANEL HEIGHT	ITEM NUMBER	WEIGHT	STOCKING	POOL
57"	RS57ⓧC11SN	15.25 lbs	⓪	🏊



CONCORD #111

ⓧ = COLOR OPTIONS AVAILABLE | B = Black Z = Bronze

⓪ = NON-STOCKED PRODUCT


NOTE: Finials sold separately (Majestic, Imperial, Victorian)

For details, see Jerith's Sales Policy in the catalog guide.

STYLE CONCORD #111 | 4-RAIL PANELS

STANDARD BOTTOM | 6' PANEL LENGTH (72" actual width) | 15 PICKETS PER PANEL | 35 PANELS PER PALLET

PANEL HEIGHT	ITEM NUMBER	WEIGHT	STOCKING	POOL
6'	RS72ⓧC11SN	20 lbs	⓪	🏊



CONCORD #111

ⓧ = COLOR OPTIONS AVAILABLE | B = Black Z = Bronze

⓪ = NON-STOCKED PRODUCT

NOTE: Finials sold separately (Majestic, Imperial, Victorian)

4-rail is standard for 6' height, 3-rail is standard for all other heights

For details, see Jerith's Sales Policy in the catalog guide.


Jerith Legacy

PANEL OPTIONS

STYLE #400 | 3-RAIL PANELS

STANDARD BOTTOM | 6' PANEL LENGTH (72" actual width) | 31 PICKETS PER PANE | 35 PANELS PER PALLET

PANEL HEIGHT	ITEM NUMBER	WEIGHT	STOCKING	POOL
3'	RS36ⓧ400SN	19 lbs	⓪	
42"	RS42ⓧ400SN	23 lbs	⓪	
4'	RS48ⓧ400SN	23 lbs	⓪	🏊
5'	RS60ⓧ400SN	28 lbs	⓪	🏊



#400

ⓧ = COLOR OPTIONS AVAILABLE | B = Black Z = Bronze


⓪ = NON-STOCKED PRODUCT

For details, see Jerith's Sales Policy in the catalog guide.

STYLE #400 | 4-RAIL PANELS

STANDARD BOTTOM | 6' PANEL LENGTH (72" actual width) | 31 PICKETS PER PANEL | 35 PANELS PER PALLET

PANEL HEIGHT	ITEM NUMBER	WEIGHT	STOCKING	POOL
6'	RS72ⓧ400SN	34 lbs	⓪	🏊



#400

ⓧ = COLOR OPTIONS AVAILABLE | B = Black Z = Bronze

⓪ = NON-STOCKED PRODUCT

For details, see Jerith's Sales Policy in the catalog guide.

NOTE: 4-rail is standard for 6' height, 3-rail is standard for all other heights


Jerith Legacy

PANEL OPTIONS

STYLE #401 | 3-RAIL PANELS

STANDARD BOTTOM | 6' PANEL LENGTH (72" actual width) | 31 PICKETS PER PANEL | 35 PANELS PER PALLET

PANEL HEIGHT	ITEM NUMBER	WEIGHT	STOCKING	POOL
3'	RS36ⓧ401SN	19 lbs	⊙	
42"	RS42ⓧ401SN	23 lbs	⊙	
4'	RS48ⓧ401SN	23 lbs	⊙	Ⓟ
5'	RS60ⓧ401SN	28 lbs	⊙	Ⓟ



#401

ⓧ = COLOR OPTIONS AVAILABLE | B = Black Z = Bronze


⊙ = NON-STOCKED PRODUCT

For details, see Jerith's Sales Policy in the catalog guide.

STYLE #401 | 4-RAIL PANELS

STANDARD BOTTOM | 6' PANEL LENGTH (72" actual width) | 31 PICKETS PER PANE | 35 PANELS PER PALLET

PANEL HEIGHT	ITEM NUMBER	WEIGHT	STOCKING	POOL
6'	RS72ⓧ401SN	34 lbs	⊙	Ⓟ



#401

ⓧ = COLOR OPTIONS AVAILABLE | B = Black Z = Bronze

⊙ = NON-STOCKED PRODUCT

For details, see Jerith's Sales Policy in the catalog guide.

NOTE: 4-rail is standard for 6' height, 3-rail is standard for all other heights


Jerith Legacy

PANEL OPTIONS

STYLE #402 | 3-RAIL PANELS

STANDARD BOTTOM | 6' PANEL LENGTH (72" actual width) | 31 PICKETS PER PANEL | 35 PANELS PER PALLET

PANEL HEIGHT	ITEM NUMBER	WEIGHT	STOCKING	POOL
3'	RS36ⓧ402SN	19 lbs	⊙	
42"	RS42ⓧ402SN	23 lbs	⊙	
4'	RS48ⓧ402SN	23 lbs	B	Ⓟ
5'	RS60ⓧ402SN	28 lbs	B	Ⓟ



#402

ⓧ = COLOR OPTIONS AVAILABLE | B = Black Z = Bronze


⊙ = NON-STOCKED PRODUCT

For details, see Jerith's Sales Policy in the catalog guide.

STYLE #402 | 4-RAIL PANELS

STANDARD BOTTOM | 6' PANEL LENGTH (72" actual width) | 31 PICKETS PER PANEL | 35 PANELS PER PALLET

PANEL HEIGHT	ITEM NUMBER	WEIGHT	STOCKING	POOL
6'	RS72ⓧ402SN	34 lbs	⊙	Ⓟ



#402

ⓧ = COLOR OPTIONS AVAILABLE | B = Black Z = Bronze

⊙ = NON-STOCKED PRODUCT

For details, see Jerith's Sales Policy in the catalog guide.

NOTE: 4-rail is standard for 6' height, 3-rail is standard for all other heights

Jerith Legacy

POST OPTIONS

STANDARD POSTS

AVAILABLE IN BOX QTY | SCREWS AND FLAT CAPS INCLUDED WITH EACH POST

2" POST X .060" WALL							
BOTTOM RAIL TREATMENT	RAIL	HEIGHT	STYLE	LENGTH	ITEM NUMBER	BOX QTY	BOX WEIGHT
STANDARD	3 RAIL	3'	#100, #101, #111, CONCORD #111, #401	58"	KRS58@100@P36	9	36 lbs
			#200, #202, #211, #400, #402	58"	KRS58@200@P36	9	36 lbs
		42"	#100, #101, #111, CONCORD #111, #401	70"	KRS70@100@P42	9	36 lbs
			#200, #202, #211, #400, #402	70"	KRS70@200@P42	9	36 lbs
		4'	#100, #101, #111, CONCORD #111, #401	70"	KRS70@100@P48	9	36 lbs
			#200, #202, #211, #400, #402	70"	KRS70@200@P48	9	36 lbs
	5'	#100, #101, #111, CONCORD #111, #401	82"	KRS82@100@P60	9	45 lbs	
		#200, #202, #211, #400, #402	82"	KRS82@200@P60	9	45 lbs	
	4 RAIL	6'	#100, #101, #111, CONCORD #111, #401	100"	KRS100@100@P72	9	63 lbs
			#200, #202, #211, #400, #402	100"	KRS100@200@P72	9	63 lbs
DROP BOTTOM	3 RAIL	4'	#200, #202	70"	KRS70@200@P48DB	9	36 lbs
		54"	#200, #202, #211	82"	KRS82@200@P54	9	45 lbs
		57"	#100, #101, #111, CONCORD #111	82"	KRS82@100@P57	9	45 lbs
		5"	#200, #202	82"	KRS82@200@P60DB	9	45 lbs

2" GATE POST X .125" WALL							
BOTTOM RAIL TREATMENT	RAIL	HEIGHT	STYLE	LENGTH	ITEM NUMBER	BOX QTY	BOX WEIGHT
STANDARD	3 RAIL	3'	#100, #101, #111, CONCORD #111, #401	58"	KRS58@100GP36	9	63 lbs
			#200, #202, #211, #400, #402	58"	KRS58@200GP36	9	63 lbs
		42"	#100, #101, #111, CONCORD #111, #401	70"	KRS70@100GP42	9	63 lbs
			#200, #202, #211, #400, #402	70"	KRS70@200GP42	9	63 lbs
		4'	#100, #101, #111, CONCORD #111, #401	70"	KRS70@100GP48	9	63 lbs
			#200, #202, #211, #400, #402	70"	KRS70@200GP48	9	63 lbs
	5'	#100, #101, #111, CONCORD #111, #401	82"	KRS82@100GP60	9	72 lbs	
		#200, #202, #211, #400, #402	82"	KRS82@200GP60	9	72 lbs	
	4 RAIL	6'	#100, #101, #111, CONCORD #111, #401	100"	KRS100@100GP72	9	90 lbs
			#200, #202, #211, #400, #402	100"	KRS100@200GP72	9	90 lbs
DROP BOTTOM	3 RAIL	4'	#200, #202	70"	KRS70@200GP48DB	9	63 lbs
		54"	#200, #202, #211	82"	KRS82@200GP54	9	72 lbs
		57"	#100, #101, #111, CONCORD #111	82"	KRS82@100GP57	9	72 lbs
		5"	#200, #202	82"	KRS82@200GP60DB	9	72 lbs

⊗ = COLOR OPTIONS AVAILABLE | B = Black Z = Bronze

◇ = COLOR OPTIONS AVAILABLE | L = Line C = Corner E = End

NOTE: Screws and flat caps are included with the posts

TO PLACE YOUR ORDER, CALL 800-344-2242 | VISIT JERITH.COM

Effective: 08/2022

Jerith Legacy

POST OPTIONS

OPTIONAL POSTS

AVAILABLE IN BOX QTY | SCREWS AND FLAT CAPS INCLUDED WITH EACH POST

2-1/2" POST X .075" WALL							
BOTTOM RAIL TREATMENT	RAIL	HEIGHT	STYLE	LENGTH	ITEM NUMBER	BOX QTY	BOX WEIGHT
STANDARD	3 RAIL	3'	#100, #101, #111, CONCORD #111, #401	58"	KINRS58@100@P36	9	54 lbs
			#200, #202, #211, #400, #402	58"	KINRS58@200@P36	9	54 lbs
		42"	#100, #101, #111, CONCORD #111, #401	70"	KINRS70@100@P42	9	54 lbs
			#200, #202, #211, #400, #402	70"	KINRS70@200@P42	9	54 lbs
		4'	#100, #101, #111, CONCORD #111, #401	70"	KINRS70@100@P48	9	54 lbs
			#200, #202, #211, #400, #402	70"	KINRS70@200@P48	9	54 lbs
	5'	#100, #101, #111, CONCORD #111, #401	82"	KINRS82@100@P60	9	63 lbs	
		#200, #202, #211, #400, #402	82"	KINRS82@200@P60	9	63 lbs	
	4 RAIL	6'	#100, #101, #111, CONCORD #111, #401	100"	KINRS100@100@P72	9	72 lbs
			#200, #202, #211, #400, #402	100"	KINRS100@200@P72	9	72 lbs
DROP BOTTOM	3 RAIL	4'	#200, #202	70"	KINRS70@200@P48DB	9	54 lbs
		54"	#200, #202, #211	82"	KINRS82@200@P54	9	63 lbs
		57"	#100, #101, #111, CONCORD #111	82"	KINRS82@100@P57	9	63 lbs
		5"	#200, #202	82"	KINRS82@200@P60DB	9	63 lbs

2-1/2" GATE POST X .125" WALL							
BOTTOM RAIL TREATMENT	RAIL	HEIGHT	STYLE	LENGTH	ITEM NUMBER	BOX QTY	BOX WEIGHT
STANDARD	3 RAIL	3'	#100, #101, #111, CONCORD #111, #401	58"	KINRS58@100GP36	9	81 lbs
			#200, #202, #211, #400, #402	58"	KINRS58@200GP36	9	81 lbs
		42"	#100, #101, #111, CONCORD #111, #401	70"	KINRS70@100GP42	9	81 lbs
			#200, #202, #211, #400, #402	70"	KINRS70@200GP42	9	81 lbs
		4'	#100, #101, #111, CONCORD #111, #401	70"	KINRS70@100GP48	9	81 lbs
			#200, #202, #211, #400, #402	70"	KINRS70@200GP48	9	81 lbs
	5'	#100, #101, #111, CONCORD #111, #401	82"	KINRS82@100GP60	9	90 lbs	
		#200, #202, #211, #400, #402	82"	KINRS82@200GP60	9	90 lbs	
	4 RAIL	6'	#100, #101, #111, CONCORD #111, #401	100"	KINRS100@100GP72	9	99 lbs
			#200, #202, #211, #400, #402	100"	KINRS100@200GP72	9	99 lbs
DROP BOTTOM	3 RAIL	4'	#200, #202	70"	KINRS70@200GP48DB	9	81 lbs
		54"	#200, #202, #211	82"	KINRS82@200GP54	9	90 lbs
		57"	#100, #101, #111, CONCORD #111	82"	KINRS82@100GP57	9	90 lbs
		5"	#200, #202	82"	KINRS82@200GP60DB	9	90 lbs

⊗ = COLOR OPTIONS AVAILABLE | B = Black Z = Bronze

◇ = COLOR OPTIONS AVAILABLE | L = Line C = Corner E = End

NOTE: Screws and flat caps are included with the posts

TO PLACE YOUR ORDER, CALL 800-344-2242 | VISIT JERITH.COM

Effective: 08/2022

Jerith Legacy

POST OPTIONS

OPTIONAL POSTS

AVAILABLE IN BOX QTY | SCREWS AND FLAT CAPS INCLUDED WITH EACH POST

3" POST X .090" WALL							
BOTTOM RAIL TREATMENT	RAIL	HEIGHT	STYLE	LENGTH	ITEM NUMBER	BOX QTY	BOX WEIGHT
STANDARD	3 RAIL	3'	#100, #101, #111, CONCORD #111, #401	58"	KCS58⊗100⊕P36	4	32 lbs
			#200, #202, #211, #400, #402	58"	KCS58⊗200⊕P36	4	32 lbs
		42"	#100, #101, #111, CONCORD #111, #401	70"	KCS70⊗100⊕P42	4	32 lbs
			#200, #202, #211, #400, #402	70"	KCS70⊗200⊕P42	4	32 lbs
		4'	#100, #101, #111, CONCORD #111, #401	70"	KCS70⊗100⊕P48	4	32 lbs
			#200, #202, #211, #400, #402	70"	KCS70⊗200⊕P48	4	32 lbs
	5'	#100, #101, #111, CONCORD #111, #401	82"	KCS82⊗100⊕P60	4	36 lbs	
		#200, #202, #211, #400, #402	82"	KCS82⊗200⊕P60	4	36 lbs	
	4 RAIL	6'	#100, #101, #111, CONCORD #111, #401	100"	KCS100⊗100⊕P72	4	44 lbs
			#200, #202, #211, #400, #402	100"	KCS100⊗200⊕P72	4	44 lbs
DROP BOTTOM	3 RAIL	4'	#200, #202	70"	KCS70⊗200⊕P48DB	4	32 lbs
		54"	#200, #202, #211	82"	KCS82⊗200⊕P54	4	36 lbs
		57"	#100, #101, #111, CONCORD #111	82"	KCS82⊗100⊕P57	4	36 lbs
		5"	#200, #202	82"	KCS82⊗200⊕P60DB	4	36 lbs

3" GATE POST X .125" WALL							
BOTTOM RAIL TREATMENT	RAIL	HEIGHT	STYLE	LENGTH	ITEM NUMBER	BOX QTY	BOX WEIGHT
STANDARD	3 RAIL	3'	#100, #101, #111, CONCORD #111, #401	58"	KCS58⊗100GP36	4	44 lbs
			#200, #202, #211, #400, #402	58"	KCS58⊗200GP36	4	44 lbs
		42"	#100, #101, #111, CONCORD #111, #401	70"	KCS70⊗100GP42	4	44 lbs
			#200, #202, #211, #400, #402	70"	KCS70⊗200GP42	4	44 lbs
		4'	#100, #101, #111, CONCORD #111, #401	70"	KCS70⊗100GP48	4	44 lbs
			#200, #202, #211, #400, #402	70"	KCS70⊗200GP48	4	44 lbs
	5'	#100, #101, #111, CONCORD #111, #401	82"	KCS82⊗100GP60	4	48 lbs	
		#200, #202, #211, #400, #402	82"	KCS82⊗200GP60	4	48 lbs	
	4 RAIL	6'	#100, #101, #111, CONCORD #111, #401	100"	KCS100⊗100GP72	4	56 lbs
			#200, #202, #211, #400, #402	100"	KCS100⊗200GP72	4	56 lbs
DROP BOTTOM	3 RAIL	4'	#200, #202	70"	KCS70⊗200GP48DB	4	44 lbs
		54"	#200, #202, #211	82"	KCS82⊗200GP54	4	48 lbs
		57"	#100, #101, #111, CONCORD #111	82"	KCS82⊗100GP57	4	48 lbs
		5"	#200, #202	82"	KCS82⊗200GP60DB	4	48 lbs

⊗ = COLOR OPTIONS AVAILABLE | B = Black Z = Bronze

⊕ = COLOR OPTIONS AVAILABLE | L = Line C = Corner E = End

NOTE: Screws and flat caps are included with the posts

Jerith Legacy

POST OPTIONS

OPTIONAL POSTS

AVAILABLE IN BOX QTY | SCREWS AND FLAT CAPS INCLUDED WITH EACH POST

4" GATE POST X .125" WALL			
LENGTH	ITEM NUMBER	BOX QTY	BOX WEIGHT
84"	K84⊗4P	1	19 lbs
105"	K105⊗4P	1	24 lbs

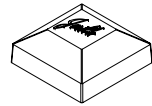
⊗ = COLOR OPTIONS AVAILABLE | B = Black Z = Bronze

NOTE: Screws and flat caps are included with the posts

Jerith Legacy

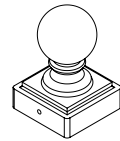
CAPS & ACCESSORIES

POST CAPS



FLAT CAP
Aluminum

SIZE	ITEM NUMBER	QTY	WT. EACH
2"sq. x 2" sq.	ⓧCP2PSJ	1	0.12 lbs



BALL CAP
Aluminum


2"sq. x 2" sq.	ⓧBC2PSJ	1	0.3 lbs
----------------	---------	---	---------

ⓧ = COLOR OPTIONS AVAILABLE | **B** = Black **Z** = Bronze

Jerith Legacy

CAPS & ACCESSORIES

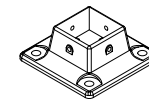
PANEL ACCESSORIES



PUPPY MESH

SIZE	ITEM NUMBER	QTY	WT. EACH
24" x 70-1/2"	PA24ⓧPUPSN	1	8.4 lb

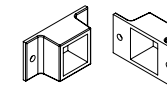
Eight (8) zip ties included.



DECK MOUNT

2"	ⓧDMC2	1	0.92 lb
2-1/2"	ⓧDMC25	1	1.05 lb

Not recommended for fence higher than 48"



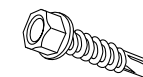
WALL MOUNT

1" x 1"	RSⓧWMC	1	0.16 lb
---------	--------	---	---------



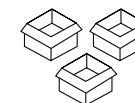
ADJUSTABLE WALL MOUNT

1" x 1"	RSⓧAWM	1	0.17 lb
---------	--------	---	---------



SELF DRILLING SCREW

#10 x 1"	ⓧ101PSJ	6/18/27	0.003 lb
----------	---------	---------	----------



PICKET PLUG

5/8" sq.	RSPLUG	100	1.5 lb
----------	--------	-----	--------

ⓧ = COLOR OPTIONS AVAILABLE | **B** = Black **Z** = Bronze

Jerith Legacy

ADORNMENTS & CUSTOM FINISHES

FINIALS



MAJESTIC FINIAL

SIZE	ITEM NUMBER	QTY	WT. EACH
5/8"	RSⓧMAJ	1	0.16 lb



IMPERIAL FINIAL

5/8"	RSⓧIMP	1	0.16 lbs
------	--------	---	----------



VICTORIAN FINIAL

5/8"	RSⓧVIC	1	0.167 lbs
------	--------	---	-----------

ⓧ = COLOR OPTIONS AVAILABLE | **B** = Black **Z** = Bronze

ADORNMENTS



SS1 SCROLL

ITEM NUMBER	QTY	WT. EACH
ⓧSS1	1	0.33 lbs



LS1 SCROLL

ⓧLS1	1	1.28 lbs
------	---	----------



RINGS

QDⓧRINGS	1	1 lb
----------	---	------

Die cast aluminum. #10 x 3/4" self tapping screw is needed (3 per set)

ⓧ = COLOR OPTIONS AVAILABLE | **B** = Black **Z** = Bronze

CUSTOM FINISHES



TOUCH UP PAINT
.6 OZ.

ITEM NUMBER	QTY	WT. EACH
ⓧBOT	1	0.6 oz



SPRAY PAINT
4.5 OZ.

ⓧCAN	1	4.5 oz
------	---	--------

ⓧ = COLOR OPTIONS AVAILABLE | **B** = Black **Z** = Bronze

Jerith Legacy

CONSTRUCTION SPECIFICATION 32 31 19

ALUMINUM ORNAMENTAL FENCE SYSTEM

PART 1 - GENERAL

1.01 WORK INCLUDED

The contractor shall provide all labor, materials, and appurtenances necessary for installation of the residential aluminum fence system defined herein at (specify project site).

1.02 RELATED WORK

Section ___ - Earthwork

Section ___ - Concrete

1.03 SYSTEM DESCRIPTION

The manufacturer shall supply a total fence system of Jerith Legacy® Aluminum, (for standard picket space, specify style #100, #101, #111, #200, #202, #211, Concord #111; or for 1-5/8" picket spacing specify style #400, #401, #402) design, (specify standard or drop) bottom rail treatment. The system shall include all components (i.e., panels, posts, gates, and hardware) required.

1.04 QUALITY ASSURANCE

The contractor shall provide laborers and supervisors who are thoroughly familiar with the type of construction involved and materials and techniques specified.

1.05 REFERENCES

- **ASTM B117** - Practice for Operating Salt Spray (Fog) Apparatus
- **ASTM B221** - Standard Specification for Aluminum and Aluminum-Alloy Extruded Bars, Rods, Wire, Profiles & Tubes
- **ASTM B85** - Standard Specification for Aluminum-Alloy Die Castings
- **ASTM D2247** - TStandard Practice for Testing Water Resistance of Coatings in 100% Relative Humidity
- **ASTM F2957** - Specification for Ornamental Aluminum Fence Systems

1.06 SUBMITTAL

The manufacturer's submittal package including literature shall be submitted prior to installation to confirm compliance with all requirements for materials specified in this section.

1.07 PRODUCT HANDLING AND STORAGE

Upon receipt at the job site, all materials shall be checked to ensure that no damage occurred during shipping or handling. Materials shall be stored in such a manner to ensure proper ventilation and drainage, and to protect against damage, weather, vandalism, and theft.

1.08 PRODUCT WARRANTY

All fence components (i.e., rails, pickets, and posts) shall be warranted limited lifetime as specified within the product warranty document. Warranty shall cover any defects in workmanship and material finish including cracking, peeling, chipping, blistering, or corroding.

PART 2 - MATERIALS

2.01 MANUFACTURER

The manufacturer shall supply a total fence system of Jerith Legacy® Aluminum, (for standard picket space, specify style #100, #101, #111, #200, #202, #211, Concord #111; or for 1-5/8" picket spacing specify style #400, #401, #402) design, (specify standard or drop) bottom rail treatment, manufactured by Jerith Manufacturing LLC, Philadelphia, PA.

2.02 MATERIAL

- Material for fence framework (i.e., pickets, rails, and posts) shall be extruded from HS-35™ aluminum alloy conforming to the requirements of ASTM B221. Aluminum extrusions for posts and rails shall be alloy and temper designation 6005-T5 with a minimum yield strength of 35,000 psi. The aluminum extrusions for pickets shall be alloy and temper designation 6063-T5 with a minimum yield strength of 25,000 psi.
- Pickets shall be 5/8" square x .050" thick. Horizontal rails shall be 1" (.082 side wall) x 1" (.055" top wall) profile.

Jerith Legacy

CONSTRUCTION SPECIFICATION 32 31 19

- C. All fasteners shall be stainless steel. Hidden spring clip shall be used to connect pickets to horizontal rails. Rail to post connections shall be made using stainless steel screws with heads painted to match the color of the fence.
- D. Accessories: Aluminum castings shall be used for all post caps, scrolls, finials, and other miscellaneous hardware and conforming to the requirements of ASTM B85 for superior corrosion resistance. Hinges and latches shall be fabricated from aluminum, stainless steel, or composite materials.

2.01 MANUFACTURER

The manufactured fence system shall be subjected to the Jerith FencCoat™ coating process. This multi-phase coating process includes a three-stage pretreatment for uniform chemical conversion resulting in superior adhesion, followed by an electrostatic spray application of TGIC polyester powder for a cured minimum thickness of 2 mils (0.0508mm). The color shall be (specify Black or Bronze). The multi-layered powder coated fence system shall be capable of meeting the performance requirements for each quality characteristic shown in Table 2.

2.04 FABRICATION

- A. Horizontal rails shall be punched to accept pickets. There shall be a minimum 3 rails for each fence section. Pickets shall be pre-punched to accept rail to picket connection. Pickets shall be affixed to rails using stainless steel spring clips concealed within the interior of the rail. Posts shall be pre-punched to accept fence section rails. Rails shall be affixed to post using manufacturer provided fasteners at every intersection. Die cast aluminum caps shall be provided with all posts. Fence posts and gate posts shall meet the minimum size requirements of Table 1.
- B. Gates shall be of welded construction with welds at every picket to rail intersection and rail to gate upright intersection. Gates shall be capable of supporting a 250 lb. vertical load without permanent deformation.
- C. Assembled sections shall be capable of supporting a 350 lb. vertical load at the midpoint of any horizontal rail without permanent deformation.
- D. Fence system shall meet minimum requirements within ASTM F2957. Manufacturers logo shall be visible on all post caps and fence section rails.

PART 3 - EXECUTION

3.01 PREPARATION

All new installation shall be laid out by the contractor in accordance with the construction plans.

3.02 FENCE INSTALLATION

Fence posts shall be spaced according to Table 3. For installations that must be raked to follow sloping grades, the post spacing dimension must be measured along the grade. Fence panels rails shall be inserted into punched posts and affixed with fasteners. Posts shall be set in concrete footers per manufacturers recommended (Note: In some cases, local restrictions of freezing weather conditions may require a greater depth). The "Earthwork" and "Concrete" sections of this specification shall govern material requirements for the concrete footer. Posts setting by other methods such as plated posts or grouted core-drilled footers are permissible only if shown by engineering analysis to be sufficient in strength for the intended application.

3.03 FENCE INSTALLATION MAINTENANCE

When cutting/drilling rails or posts adhere to the following steps to seal the exposed surfaces; 1) Remove all metal shavings from cut area. 2) Apply custom finish paint matching fence color. Failure to seal exposed surfaces per steps 1 & 2 above will negate warranty. Spray cans or paint pens shall be used to finish exposed surfaces; it is recommended that paint pens be used to prevent overspray. Use of non-Jerith parts or components will negate the manufacturers' warranty.

3.04 GATE INSTALLATION

Gate posts shall be spaced according to the manufacturers' gate drawings, dependent on standard out-to-out gate leaf dimensions and gate hardware selected. Type and quantity of gate hinges shall be based on the application, weight, height, and number of gate cycles. The manufacturers' gate drawings shall identify the necessary gate hardware required for the application. Gate hardware shall be provided by the manufacture of the gate and shall be installed per manufacturer's recommendations.

3.05 CLEANING

The contractor shall clean the jobsite of excess materials; post-hole excavations shall be scattered uniformly away from posts.

SEE REFERENCED TABLES ON THE FOLLOWING PAGE

Jerith Legacy

CONSTRUCTION SPECIFICATION 32 31 19

TABLE 1 | JERITH LEGACY | MINIMUM POST SIZE

FENCE HEIGHT	FENCE POSTS
UP TO 6' HEIGHT	2" X 2" X .060" ALUMINUM
GATE LEAF	GATE HEIGHT – UP TO & INCLUDING 6' HEIGHT
UP TO 6' WIDTH	2" X 2" X .125" ALUMINUM

TABLE 2 | JERITH LEGACY | COATING PERFORMANCE REQUIREMENTS

QUALITY CHARACTERISTICS	METHOD	PERFORMANCE REQUIREMENTS
HUMIDITY RESISTANCE	ASTM D2247	HUMIDITY RESISTANCE OVER 3000 HOURS
CORROSION RESISTANCE	ASTM B117	CORROSION RESISTANCE OVER 3000 HOURS

TABLE 3 | JERITH LEGACY | POST SPACING (PUNCHED POSTS)

SPAN	POST SETTINGS
	72-1/2" ON CENTER

Note: When using adjustable wall mount brackets on either or both ends of a fence section installation, care must be taken to ensure spacing between post and adjoining pickets meets applicable codes. This may require trimming one or both ends of the panel.

Jerith Legacy

LIMITED LIFETIME WARRANTY

Jerith Aluminum Fence is manufactured from the highest quality materials by skilled craftsmen to meet the highest standards of workmanship in the industry. Extruded aluminum panels and posts shall be subject to a pretreatment wash followed by an electrostatic spray application of TGIC polyester powder coat finish, which provides the protection necessary to withstand adverse environmental conditions.

The powder coated surface on all Jerith® aluminum panels and posts are guaranteed under a limited lifetime warranty for normal and proper usage without cause, against cracking, peeling, chipping, blistering or corroding. Normal and proper usage does not include physical damage or abrasion to the protective coating. The warranty is non-transferable and is only valid to the original purchaser. Jerith Aluminum Fence is also guaranteed against defects in workmanship and materials.

Should any aluminum fence panels or posts manufactured by Jerith manufacturing fail in accordance with any of the above conditions, Jerith Manufacturing warrants to the original purchaser their redemption through replacement or renewal. The decision as to which method of redemption is allowed is solely at the discretion of Jerith.

Notice of failure under the conditions of this warranty shall be sent to Jerith Manufacturing or its authorized representative, in writing, together with proof of purchase and shall specify the nature of the defect and when it was first observed. If contractor uses non Jerith parts/components this will negate warranty. Should the fence be improperly installed, Jerith Manufacturing shall not be responsible for guaranteed performance or appearance of the material. Neither does this guarantee apply when failure or damage is due to improper use or application, abuse or misuse, vandalism or acts of God. Jerith Manufacturing reserves the right to inspect the material to determine validity of the claim.

Upon validation of the claim by Jerith Manufacturing or its authorized representative, redemption by replacement or renewal shall be made by Jerith Manufacturing. Reimbursement for the costs of removal and installation of materials are not included in the guarantee, nor will Jerith Manufacturing provide those services.

The above constitutes the complete warranty by the manufacturer. No other agreement, written or implied, is valid. Jerith Manufacturing does not authorize any other person or agent to make any other express warranties. Jerith Manufacturing neither assumes nor authorizes any other person or agent to assume any other liability in connection with Jerith Aluminum Fence. Some jurisdictions do not allow limitations on how long an implied warranty lasts, nor do they allow an exclusion or limitation of incidental or consequential damages; therefore, the limitations and exclusions noted herein may not apply.

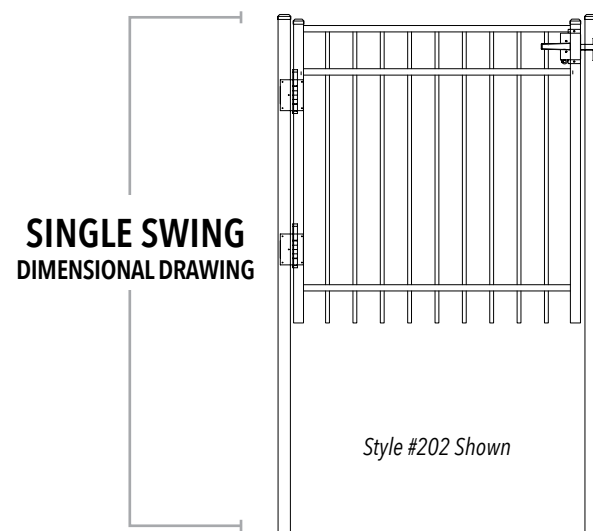


Jerith Legacy

SWING GATES

SINGLE SWING GATE SPECIFICATIONS

1-5/8"sq x .125" wall GATE ENDS | 5/8"sq x .050" wall PICKETS



SINGLE SWING HARDWARE & POST INTERSPACES

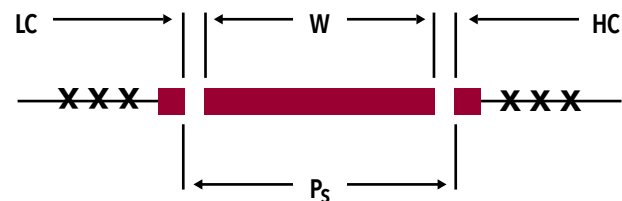
OPENING	LEAF WIDTH*	HC	LC	P _s
3'	34-3/4"	1/2"	3/4"	36"
4'	46-3/4"	1/2"	3/4"	48"
5'	58-3/4"	1/2"	3/4"	60"
6'	70-3/4"	1/2"	3/4"	72"

W = width*
HC = hinge clearance

LC = latch clearance
P_s = gate post spacing**

** From inside to inside

Gate Hardware sold separately.
See Gate Hardware section for specific details.

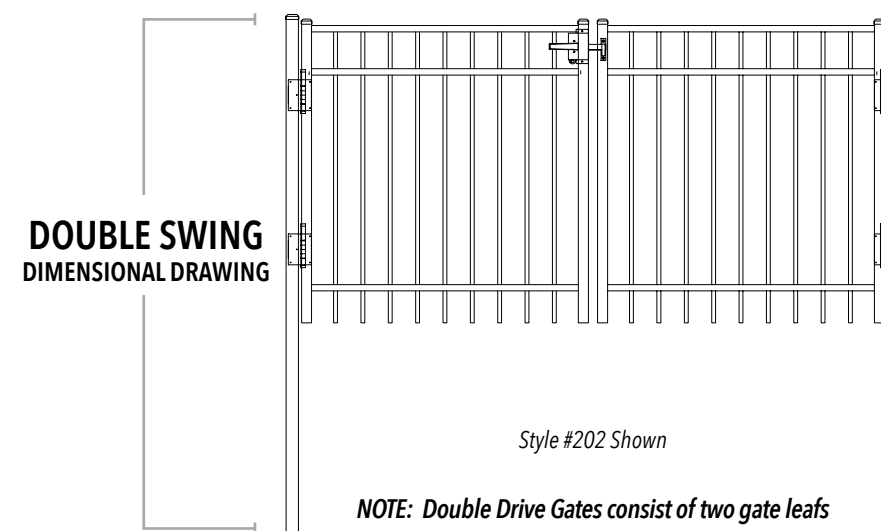


Jerith Legacy

SWING GATES

DOUBLE SWING GATE SPECIFICATIONS

1-5/8"sq x .125" wall GATE ENDS | 5/8"sq x .050" wall PICKETS



DOUBLE SWING HARDWARE & POST INTERSPACES

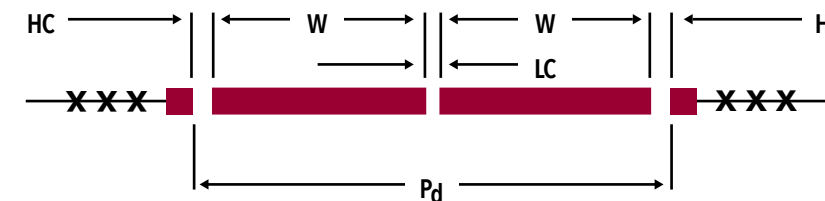
OPENING	LEAF WIDTH*	HC	LC	P _d
6'	34-3/4"	1/2"	3/4"	36"
8'	46-3/4"	1/2"	3/4"	48"
10'	58-3/4"	1/2"	3/4"	60"
12'	70-3/4"	1/2"	3/4"	72"

W = width*
HC = hinge clearance

LC = latch clearance
P_d = gate post spacing**

** From inside to inside

Gate Hardware sold separately.
See Gate Hardware section for specific details.



Jerith Legacy

SWING GATES

3-RAIL SINGLE SWING GATES


STANDARD BOTTOM | GATE HARDWARE SOLD SEPARATELY

	OPENING	LEAF WIDTH	ITEM NUMBER	PICKET QTY	WEIGHT	STOCKING
3' HEIGHT	3'	34-3/4"	LG36⊗⊠36	7	10 lbs	⊙
	4'	46-3/4"	LG36⊗⊠48	9	12 lbs	⊙
	5'	58-3/4"	LG36⊗⊠60	12	14 lbs	⊙
42" HEIGHT	6'	70-3/4"	LG36⊗⊠72	15	16 lbs	⊙
	3'	34-3/4"	LG42⊗⊠36	7	12 lbs	⊙
	4'	46-3/4"	LG42⊗⊠48	9	14 lbs	⊙
4' HEIGHT	5'	58-3/4"	LG42⊗⊠60	12	16 lbs	⊙
	6'	70-3/4"	LG42⊗⊠72	15	18 lbs	⊙
	3'	34-3/4"	LG48⊗⊠36	7	12 lbs	B202
5' HEIGHT	4'	46-3/4"	LG48⊗⊠48	9	14 lbs	B202
	5'	58-3/4"	LG48⊗⊠60	12	16 lbs	B200, B202
	6'	70-3/4"	LG48⊗⊠72	15	18 lbs	⊙
5' HEIGHT	3'	34-3/4"	LG60⊗⊠36	7	13 lbs	⊙
	4'	46-3/4"	LG60⊗⊠48	9	15 lbs	B200, B202, B101
	5'	58-3/4"	LG60⊗⊠60	12	17 lbs	B202, B101
	6'	70-3/4"	LG60⊗⊠72	15	19 lbs	⊙


⊗ = COLOR OPTIONS AVAILABLE | **B** = Black **Z** = Bronze
 ⊠ = FENCE STYLES AVAILABLE | **200** = #200 **202** = #202 **211** = #211 **100** = #100 **101** = #101 **111** = #111
 ⊙ = NON-STOCKED PRODUCT



#200




#202




#211



#100



#101



#111

NOTE: Double Drive Gates consist of two gate leaves

Jerith Legacy


SWING GATES

3-RAIL SINGLE SWING GATES


DROP BOTTOM | GATE HARDWARE SOLD SEPARATELY

	OPENING	LEAF WIDTH	ITEM NUMBER	PICKET QTY	WEIGHT	STOCKING
54" HEIGHT	3'	34-3/4"	LG54⊗⊠36	7	13 lbs	B202
	4'	46-3/4"	LG54⊗⊠48	9	15 lbs	B200, B202, Z202
	5'	58-3/4"	LG54⊗⊠60	12	17 lbs	B200, B202
	6'	70-3/4"	LG54⊗⊠72	15	19 lbs	B200, B202

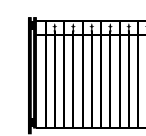
⊗ = COLOR OPTIONS AVAILABLE | **B** = Black **Z** = Bronze
 ⊠ = FENCE STYLES AVAILABLE | **200** = #200 **202** = #202 **211** = #211
 ⊙ = NON-STOCKED PRODUCT



#200



#202



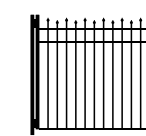
#211

3-RAIL SINGLE SWING GATES

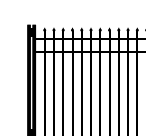
DROP BOTTOM | GATE HARDWARE SOLD SEPARATELY

	OPENING	LEAF WIDTH	ITEM NUMBER	PICKET QTY	WEIGHT	STOCKING
57" HEIGHT	3'	34-3/4"	LG57⊗⊠36	7	13 lbs	⊙
	4'	46-3/4"	LG57⊗⊠48	9	15 lbs	⊙
	5'	58-3/4"	LG57⊗⊠60	12	17 lbs	⊙
	6'	70-3/4"	LG57⊗⊠72	15	19 lbs	⊙


⊗ = COLOR OPTIONS AVAILABLE | **B** = Black **Z** = Bronze
 ⊠ = FENCE STYLES AVAILABLE | **100** = #100 **101** = #101 **111** = #111
 ⊙ = NON-STOCKED PRODUCT



#100



#101



#111

NOTE: Double Drive Gates consist of two gate leaves


Jerith Legacy

SWING GATES


3-RAIL SINGLE SWING GATES

DROP BOTTOM | GATE HARDWARE SOLD SEPARATELY

	OPENING	LEAF WIDTH	ITEM NUMBER	PICKET QTY	WEIGHT	STOCKING
4' HEIGHT	3'	34-3/4"	LG48⊗ ⊗36DB	7	12 lbs	⊙
	4'	46-3/4"	LG48⊗ ⊗48DB	9	14 lbs	B202
	5'	58-3/4"	LG48⊗ ⊗60DB	12	16 lbs	B202
5' HEIGHT	6'	70-3/4"	LG48⊗ ⊗72DB	15	18 lbs	
	3'	34-3/4"	LG60⊗ ⊗36DB	7	13 lbs	⊙
	4'	46-3/4"	LG60⊗ ⊗48DB	9	15 lbs	⊙
	5'	58-3/4"	LG60⊗ ⊗60DB	12	17 lbs	⊙
	6'	70-3/4"	LG60⊗ ⊗72DB	15	19 lbs	



#200



#202

⊗ = COLOR OPTIONS AVAILABLE | B = Black Z = Bronze
 ⊗ = FENCE STYLES AVAILABLE | 200 = #200 202 = #202
 ⊙ = NON-STOCKED PRODUCT

NOTE: Double Drive Gates consist of two gate leaves

Jerith Legacy

SWING GATES


4-RAIL SINGLE SWING GATES

STANDARD BOTTOM | GATE HARDWARE SOLD SEPARATELY

	OPENING	LEAF WIDTH	ITEM NUMBER	PICKET QTY	WEIGHT	STOCKING
6' HEIGHT	3'	34-3/4"	LG72⊗ ⊗36	7	15 lbs	⊙
	4'	46-3/4"	LG72⊗ ⊗48	9	17 lbs	⊙
	5'	58-3/4"	LG72⊗ ⊗60	12	19 lbs	⊙
	6'	70-3/4"	LG72⊗ ⊗72	15	21 lbs	




#200




#202




#211



#100



#101



#111

⊗ = COLOR OPTIONS AVAILABLE | B = Black Z = Bronze
 ⊗ = FENCE STYLES AVAILABLE | 200 = #200 202 = #202 211 = #211 100 = #100 101 = #101 111 = #111
 ⊙ = NON-STOCKED PRODUCT

NOTE: Double Drive Gates consist of two gate leaves


Jerith Legacy

SWING GATES

CONCORD 3-RAIL SINGLE SWING GATES

STANDARD BOTTOM | GATE HARDWARE SOLD SEPARATELY

	OPENING	LEAF WIDTH	ITEM NUMBER	PICKET QTY	WEIGHT	STOCKING
3' HEIGHT	3'	34-3/4"	LG36ⓧⓧ36	3 SPEAR / 2 HOOP	10 lbs	⓪
	4'	46-3/4"	LG36ⓧⓧ48	5 SPEAR / 2 HOOP	12 lbs	⓪
	5'	58-3/4"	LG36ⓧⓧ60	6 SPEAR / 3 HOOP	14 lbs	⓪
	6'	70-3/4"	LG36ⓧⓧ72	7 SPEAR / 4 HOOP	16 lbs	⓪
42" HEIGHT	3'	34-3/4"	LG42ⓧⓧ36	3 SPEAR / 2 HOOP	12 lbs	⓪
	4'	46-3/4"	LG42ⓧⓧ48	5 SPEAR / 2 HOOP	14 lbs	⓪
	5'	58-3/4"	LG42ⓧⓧ60	6 SPEAR / 3 HOOP	16 lbs	⓪
4' HEIGHT	3'	34-3/4"	LG48ⓧⓧ36	3 SPEAR / 2 HOOP	12 lbs	⓪
	4'	46-3/4"	LG48ⓧⓧ48	5 SPEAR / 2 HOOP	14 lbs	⓪
	5'	58-3/4"	LG48ⓧⓧ60	6 SPEAR / 3 HOOP	16 lbs	⓪
5' HEIGHT	3'	34-3/4"	LG60ⓧⓧ36	3 SPEAR / 2 HOOP	13 lbs	⓪
	4'	46-3/4"	LG60ⓧⓧ48	5 SPEAR / 2 HOOP	15 lbs	⓪
	6'	70-3/4"	LG60ⓧⓧ72	7 SPEAR / 4 HOOP	19 lbs	⓪



CONCORD #111

ⓧ = COLOR OPTIONS AVAILABLE | **B** = Black **Z** = Bronze
 ⓧ = FENCE STYLES AVAILABLE | **C11** = CONCORD #111
 ⓪ = NON-STOCKED PRODUCT

NOTE: Double Drive Gates consist of two gate leaves


Jerith Legacy

SWING GATES

CONCORD 3-RAIL SINGLE SWING GATES

DROP BOTTOM | GATE HARDWARE SOLD SEPARATELY

	OPENING	LEAF WIDTH	ITEM NUMBER	PICKET QTY	WEIGHT	STOCKING
57" HEIGHT	3'	34-3/4"	LG57ⓧⓧ36DB	3 SPEAR / 2 HOOP	13 lbs	⓪
	4'	46-3/4"	LG57ⓧⓧ48DB	5 SPEAR / 2 HOOP	15 lbs	⓪
	5'	58-3/4"	LG57ⓧⓧ60DB	6 SPEAR / 3 HOOP	17 lbs	⓪
	6'	70-3/4"	LG57ⓧⓧ72DB	7 SPEAR / 4 HOOP	19 lbs	⓪




CONCORD #111

ⓧ = COLOR OPTIONS AVAILABLE | **B** = Black **Z** = Bronze
 ⓧ = FENCE STYLES AVAILABLE | **C11** = CONCORD #111
 ⓪ = NON-STOCKED PRODUCT

CONCORD 4-RAIL SINGLE SWING GATES

STANDARD BOTTOM | GATE HARDWARE SOLD SEPARATELY

	OPENING	LEAF WIDTH	ITEM NUMBER	PICKET QTY	WEIGHT	STOCKING
6' HEIGHT	3'	34-3/4"	LG72ⓧⓧ36	3 SPEAR / 2 HOOP	15 lbs	⓪
	4'	46-3/4"	LG72ⓧⓧ48	5 SPEAR / 2 HOOP	17 lbs	⓪
	5'	58-3/4"	LG72ⓧⓧ60	6 SPEAR / 3 HOOP	19 lbs	⓪
	6'	70-3/4"	LG72ⓧⓧ72	7 SPEAR / 4 HOOP	21 lbs	⓪



CONCORD #111

ⓧ = COLOR OPTIONS AVAILABLE | **B** = Black **Z** = Bronze
 ⓧ = FENCE STYLES AVAILABLE | **C11** = CONCORD #111
 ⓪ = NON-STOCKED PRODUCT

NOTE: Double Drive Gates consist of two gate leaves


Jerith Legacy

SWING GATES


3-RAIL SINGLE SWING GATES

STANDARD BOTTOM | GATE HARDWARE SOLD SEPARATELY


	OPENING	LEAF WIDTH	ITEM NUMBER	PICKET QTY	WEIGHT	STOCKING
3' HEIGHT	3'	34-3/4"	LG36⊗ ⊗36	13	13 lbs	⊙
	4'	46-3/4"	LG36⊗ ⊗48	19	17 lbs	⊙
	5'	58-3/4"	LG36⊗ ⊗60	25	20 lbs	⊙
42" HEIGHT	6'	70-3/4"	LG36⊗ ⊗72	29	23 lbs	⊙
	3'	34-3/4"	LG42⊗ ⊗36	13	16 lbs	⊙
	4'	46-3/4"	LG42⊗ ⊗48	19	20 lbs	⊙
4' HEIGHT	5'	58-3/4"	LG42⊗ ⊗60	25	23 lbs	⊙
	6'	70-3/4"	LG42⊗ ⊗72	29	26 lbs	⊙
	3'	34-3/4"	LG48⊗ ⊗36	13	16 lbs	⊙
5' HEIGHT	4'	46-3/4"	LG48⊗ ⊗48	19	20 lbs	⊙
	5'	58-3/4"	LG48⊗ ⊗60	25	23 lbs	⊙
	6'	70-3/4"	LG48⊗ ⊗72	29	26 lbs	⊙
5' HEIGHT	3'	34-3/4"	LG60⊗ ⊗36	13	18 lbs	⊙
	4'	46-3/4"	LG60⊗ ⊗48	19	22 lbs	⊙
	5'	58-3/4"	LG60⊗ ⊗60	25	26 lbs	⊙
	6'	70-3/4"	LG60⊗ ⊗72	29	30 lbs	⊙



#400



#401



#402

⊗ = COLOR OPTIONS AVAILABLE | B = Black Z = Bronze
 ⊗ = FENCE STYLES AVAILABLE | 400 = #400 402 = #402 401 = #401
 ⊙ = NON-STOCKED PRODUCT

NOTE: Double Drive Gates consist of two gate leaves


Jerith Legacy

SWING GATES


4-RAIL SINGLE SWING GATES

STANDARD BOTTOM | GATE HARDWARE SOLD SEPARATELY


	OPENING	LEAF WIDTH	ITEM NUMBER	PICKET QTY	WEIGHT	STOCKING
6' HEIGHT	3'	34-3/4"	LG72⊗ ⊗36	13	21 lbs	⊙
	4'	46-3/4"	LG72⊗ ⊗48	19	25 lbs	⊙
	5'	58-3/4"	LG72⊗ ⊗60	25	29 lbs	⊙
	6'	70-3/4"	LG72⊗ ⊗72	29	33 lbs	⊙



#400



#401



#402

⊗ = COLOR OPTIONS AVAILABLE | B = Black Z = Bronze
 ⊗ = FENCE STYLES AVAILABLE | 400 = #400 402 = #402 401 = #401
 ⊙ = NON-STOCKED PRODUCT

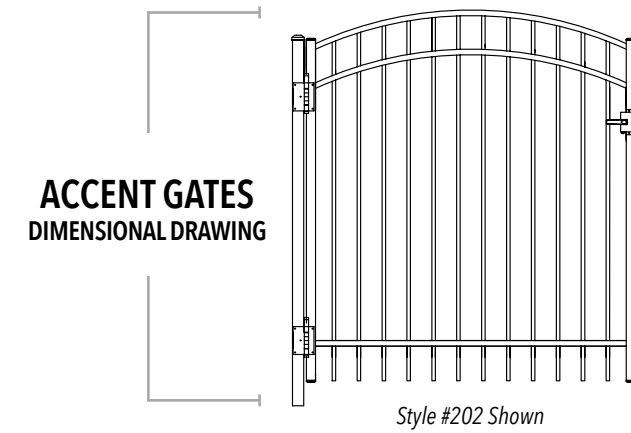
NOTE: Double Drive Gates consist of two gate leaves

Jerith Legacy

ACCENT GATES

ACCENT GATE SPECIFICATIONS

1-5/8"sq x .125" wall GATE ENDS | 5/8"sq x .050" wall PICKETS



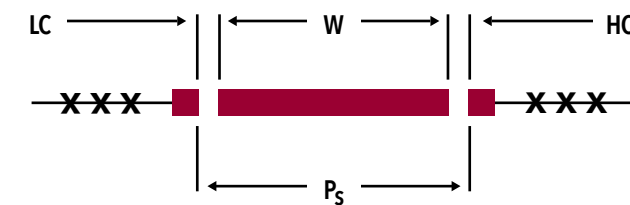
ACCENT GATES HARDWARE & POST INTERSPACES

OPENING	LEAF WIDTH*	HC	LC	P _S
3'	34-3/4"	1/2"	3/4"	36"
4'	46-3/4"	1/2"	3/4"	48"
5'	58-3/4"	1/2"	3/4"	60"

W = width* LC = latch clearance
 HC = hinge clearance P_S = gate post spacing**

** From inside to inside

Gate Hardware sold separately.
See Gate Hardware section for specific details.



Jerith Legacy

ACCENT GATES

3-RAIL ACCENT GATES


STANDARD BOTTOM | GATE HARDWARE SOLD SEPARATELY

	OPENING	LEAF WIDTH	ITEM NUMBER	PICKET QTY	WEIGHT	STOCKING
3' HEIGHT	3'	34-3/4"	LG36⊗ ⊗36AG	7	10 lbs	⊙
	4'	46-3/4"	LG36⊗ ⊗48AG	9	12 lbs	⊙
	5'	58-3/4"	LG36⊗ ⊗60AG	12	14 lbs	⊙
42" HEIGHT	3'	34-3/4"	LG42⊗ ⊗36AG	7	12 lbs	⊙
	4'	46-3/4"	LG42⊗ ⊗48AG	9	14 lbs	⊙
	5'	58-3/4"	LG42⊗ ⊗60AG	12	16 lbs	⊙
4' HEIGHT	3'	34-3/4"	LG48⊗ ⊗36AG	7	12 lbs	⊙
	4'	46-3/4"	LG48⊗ ⊗48AG	9	14 lbs	⊙
	5'	58-3/4"	LG48⊗ ⊗60AG	12	16 lbs	⊙
5' HEIGHT	3'	34-3/4"	LG60⊗ ⊗36AG	7	13 lbs	⊙
	4'	46-3/4"	LG60⊗ ⊗48AG	9	15 lbs	⊙
	5'	58-3/4"	LG60⊗ ⊗60AG	12	17 lbs	⊙


⊗ = COLOR OPTIONS AVAILABLE | B = Black Z = Bronze

⊗ = FENCE STYLES AVAILABLE | 200 = #200 202 = #202 211 = #211 100 = #100 101 = #101 111 = #111


⊙ = NON-STOCKED PRODUCT



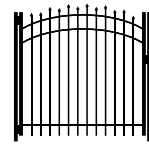
#200



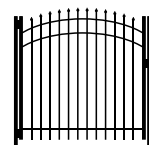
#202



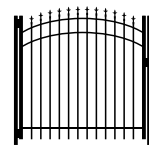
#211



#100



#101



#111

Jerith Legacy

ACCENT GATES

3-RAIL ACCENT GATES


DROP BOTTOM | GATE HARDWARE SOLD SEPARATELY

	OPENING	LEAF WIDTH	ITEM NUMBER	PICKET QTY	WEIGHT	STOCKING
54" HEIGHT	3'	34-3/4"	LG54⊗ ⊗36AG	7	13 lbs	⊙
	4'	46-3/4"	LG54⊗ ⊗48AG	9	15 lbs	B200, B202
	5'	58-3/4"	LG54⊗ ⊗60AG	12	17 lbs	B202


⊗ = COLOR OPTIONS AVAILABLE | B = Black Z = Bronze

⊗ = FENCE STYLES AVAILABLE | 200 = #200 202 = #202 211 = #211


⊙ = NON-STOCKED PRODUCT



#200



#202



#211

3-RAIL ACCENT GATES

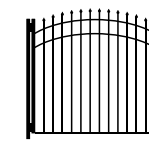
DROP BOTTOM | GATE HARDWARE SOLD SEPARATELY

	OPENING	LEAF WIDTH	ITEM NUMBER	PICKET QTY	WEIGHT	STOCKING
57" HEIGHT	3'	34-3/4"	LG57⊗ ⊗36AG	7	13 lbs	⊙
	4'	46-3/4"	LG57⊗ ⊗48AG	9	15 lbs	⊙
	5'	58-3/4"	LG57⊗ ⊗60AG	12	17 lbs	⊙

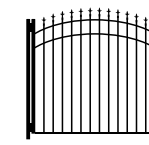
⊗ = COLOR OPTIONS AVAILABLE | B = Black Z = Bronze

⊗ = FENCE STYLES AVAILABLE | 101 = #101 111 = #111

⊙ = NON-STOCKED PRODUCT



#101



#111

Jerith Legacy

ACCENT GATES

3-RAIL ACCENT GATES


DROP BOTTOM | GATE HARDWARE SOLD SEPARATELY

	OPENING	LEAF WIDTH	ITEM NUMBER	PICKET QTY	WEIGHT	STOCKING
4' HEIGHT	3'	34-3/4"	LG48⊗ ⊠36AGDB	7	12 lbs	⊙
	4'	46-3/4"	LG48⊗ ⊠48AGDB	9	14 lbs	⊙
	5'	58-3/4"	LG48⊗ ⊠60AGDB	12	16 lbs	⊙
5' HEIGHT	3'	34-3/4"	LG60⊗ ⊠36AGDB	7	13 lbs	⊙
	4'	46-3/4"	LG60⊗ ⊠48AGDB	9	15 lbs	⊙
	5'	58-3/4"	LG60⊗ ⊠60AGDB	12	17 lbs	⊙


⊗ = COLOR OPTIONS AVAILABLE | **B** = Black **Z** = Bronze

⊠ = FENCE STYLES AVAILABLE | **200** = #200 **202** = #202

⊙ = NON-STOCKED PRODUCT



#200



#202

Jerith Legacy

ACCENT GATES

4-RAIL ACCENT GATES


STANDARD BOTTOM | GATE HARDWARE SOLD SEPARATELY

	OPENING	LEAF WIDTH	ITEM NUMBER	PICKET QTY	WEIGHT	STOCKING
6' HEIGHT	3'	34-3/4"	LG72⊗ ⊠36AG	7	15 lbs	⊙
	4'	46-3/4"	LG72⊗ ⊠48AG	9	17 lbs	⊙
	5'	58-3/4"	LG72⊗ ⊠60AG	12	19 lbs	⊙


⊗ = COLOR OPTIONS AVAILABLE | **B** = Black **Z** = Bronze

⊠ = FENCE STYLES AVAILABLE | **200** = #200 **202** = #202 **211** = #211 **101** = #101 **111** = #111


⊙ = NON-STOCKED PRODUCT



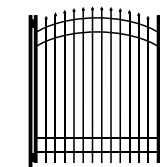
#200



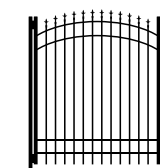
#202



#211



#101



#111

Jerith Legacy


ACCENT GATES

3-RAIL ACCENT GATES


STANDARD BOTTOM | GATE HARDWARE SOLD SEPARATELY

	OPENING	LEAF WIDTH	ITEM NUMBER	PICKET QTY	WEIGHT	STOCKING
3' HEIGHT	3'	34-3/4"	LG36⊗ ⊗36AG	13	13 lbs	⊙
	4'	46-3/4"	LG36⊗ ⊗48AG	19	17 lbs	⊙
	5'	58-3/4"	LG36⊗ ⊗60AG	25	20 lbs	⊙
42" HEIGHT	3'	34-3/4"	LG42⊗ ⊗36AG	13	16 lbs	⊙
	4'	46-3/4"	LG42⊗ ⊗48AG	19	20 lbs	⊙
	5'	58-3/4"	LG42⊗ ⊗60AG	25	23 lbs	⊙
4' HEIGHT	3'	34-3/4"	LG48⊗ ⊗36AG	13	16 lbs	⊙
	4'	46-3/4"	LG48⊗ ⊗48AG	19	20 lbs	⊙
	5'	58-3/4"	LG48⊗ ⊗60AG	25	23 lbs	⊙
5' HEIGHT	3'	34-3/4"	LG60⊗ ⊗36AG	13	18 lbs	⊙
	4'	46-3/4"	LG60⊗ ⊗48AG	19	22 lbs	⊙
	5'	58-3/4"	LG60⊗ ⊗60AG	25	26 lbs	⊙


⊗ = COLOR OPTIONS AVAILABLE | **B** = Black **Z** = Bronze
 ⊗ = FENCE STYLES AVAILABLE | **400** = #400 **402** = #402 **401** = #401
 ⊙ = NON-STOCKED PRODUCT



#400



#401



#402

Jerith Legacy


ACCENT GATES

4-RAIL ACCENT GATES


STANDARD BOTTOM | GATE HARDWARE SOLD SEPARATELY

	OPENING	LEAF WIDTH	ITEM NUMBER	PICKET QTY	WEIGHT	STOCKING
6' HEIGHT	3'	34-3/4"	LG72⊗ ⊗36AG	13	21 lbs	⊙
	4'	46-3/4"	LG72⊗ ⊗48AG	19	25 lbs	⊙
	5'	58-3/4"	LG72⊗ ⊗60AG	25	29 lbs	⊙


⊗ = COLOR OPTIONS AVAILABLE | **B** = Black **Z** = Bronze
 ⊗ = FENCE STYLES AVAILABLE | **400** = #400 **402** = #402 **401** = #401
 ⊙ = NON-STOCKED PRODUCT



#400



#401



#402

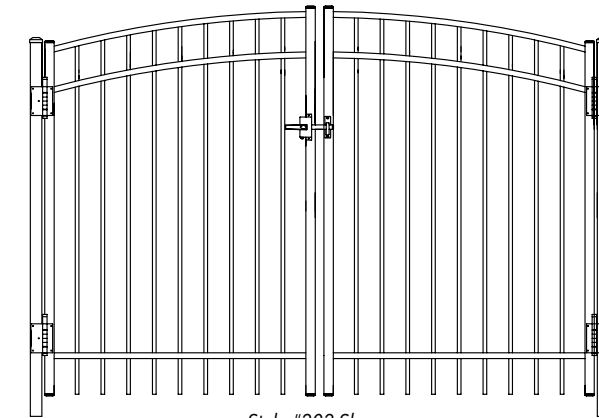
Jerith Legacy

RAINBOW GATES

RAINBOW GATE SPECIFICATIONS

1-5/8"sq x .125" wall GATE ENDS | 5/8"sq x .050" wall PICKETS

RAINBOW GATES
DIMENSIONAL DRAWING



Style #202 Shown
NOTE: Double Drive Gates consist of two gate leaves

RAINBOW GATES
HARDWARE & POST
INTERSPACES

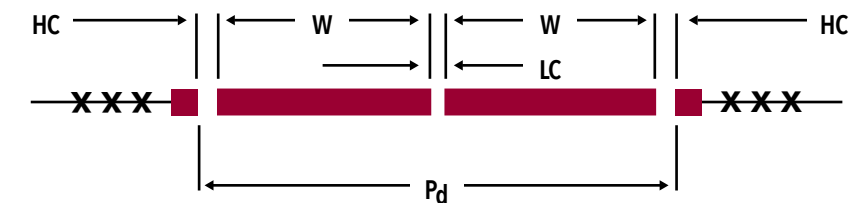
OPENING	LEAF WIDTH*	HC	LC	Pd
6'	34-3/4"	1/2"	3/4"	36"
8'	46-3/4"	1/2"	3/4"	48"
10'	58-3/4"	1/2"	3/4"	60"
12'	70-3/4"	1/2"	3/4"	72"

W = width*
HC = hinge clearance

LC = latch clearance
Pd = gate post spacing**

** From inside to inside

Gate Hardware sold separately.
See Gate Hardware section for specific details.



Jerith Legacy

RAINBOW GATES

3-RAIL RAINBOW GATES


STANDARD BOTTOM | GATE HARDWARE SOLD SEPARATELY

	OPENING	LEAF WIDTH	ITEM NUMBER	PICKET QTY	WEIGHT	STOCKING
3' HEIGHT	3'	34-3/4"	LG36⊗ ⊠36AGR	7	10 lbs	⊙
	4'	46-3/4"	LG36⊗ ⊠48AGR	9	12 lbs	⊙
	5'	58-3/4"	LG36⊗ ⊠60AGR	12	14 lbs	⊙
42" HEIGHT	6'	70-3/4"	LG36⊗ ⊠72AGR	15	16 lbs	⊙
	3'	34-3/4"	LG42⊗ ⊠36AGR	7	12 lbs	⊙
	4'	46-3/4"	LG42⊗ ⊠48AGR	9	14 lbs	⊙
4' HEIGHT	5'	58-3/4"	LG42⊗ ⊠60AGR	12	16 lbs	⊙
	6'	70-3/4"	LG42⊗ ⊠72AGR	15	18 lbs	⊙
	3'	34-3/4"	LG48⊗ ⊠36AGR	7	12 lbs	⊙
5' HEIGHT	4'	46-3/4"	LG48⊗ ⊠48AGR	9	14 lbs	⊙
	5'	58-3/4"	LG48⊗ ⊠60AGR	12	16 lbs	⊙
	6'	70-3/4"	LG48⊗ ⊠72AGR	15	18 lbs	⊙
5' HEIGHT	3'	34-3/4"	LG60⊗ ⊠36AGR	7	13 lbs	⊙
	4'	46-3/4"	LG60⊗ ⊠48AGR	9	15 lbs	⊙
	5'	58-3/4"	LG60⊗ ⊠60AGR	12	17 lbs	⊙
	6'	70-3/4"	LG60⊗ ⊠72AGR	15	19 lbs	⊙

⊗ = COLOR OPTIONS AVAILABLE | B = Black Z = Bronze

⊠ = FENCE STYLES AVAILABLE | 200 = #200 202 = #202 211 = #211 101 = #101 111 = #111


⊙ = NON-STOCKED PRODUCT



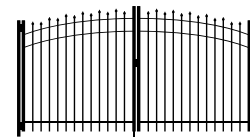
#200




#202




#211



#100



#101



#111

NOTE: Double Drive Gates consist of two gate leaves

Jerith Legacy

RAINBOW GATES

3-RAIL RAINBOW GATES


DROP BOTTOM | GATE HARDWARE SOLD SEPARATELY

	OPENING	LEAF WIDTH	ITEM NUMBER	PICKET QTY	WEIGHT	STOCKING
54" HEIGHT	3'	34-3/4"	LG54⊗ ⊠36AGR	7	13 lbs	⊙
	4'	46-3/4"	LG54⊗ ⊠48AGR	9	15 lbs	⊙
	5'	58-3/4"	LG54⊗ ⊠60AGR	12	17 lbs	⊙
	6'	70-3/4"	LG54⊗ ⊠72AGR	15	19 lbs	⊙


⊗ = COLOR OPTIONS AVAILABLE | B = Black Z = Bronze

⊠ = FENCE STYLES AVAILABLE | 200 = #200 202 = #202 211 = #211


⊙ = NON-STOCKED PRODUCT



#200



#202



#211

3-RAIL RAINBOW GATES

DROP BOTTOM | GATE HARDWARE SOLD SEPARATELY

	OPENING	LEAF WIDTH	ITEM NUMBER	PICKET QTY	WEIGHT	STOCKING
57" HEIGHT	3'	34-3/4"	LG57⊗ ⊠36AGR	7	13 lbs	⊙
	4'	46-3/4"	LG57⊗ ⊠48AGR	9	15 lbs	⊙
	5'	58-3/4"	LG57⊗ ⊠60AGR	12	17 lbs	⊙
	6'	70-3/4"	LG57⊗ ⊠72AGR	15	19 lbs	⊙

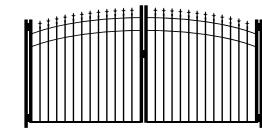
⊗ = COLOR OPTIONS AVAILABLE | B = Black Z = Bronze

⊠ = FENCE STYLES AVAILABLE | 101 = #101 111 = #111

⊙ = NON-STOCKED PRODUCT



#101



#111

NOTE: Double Drive Gates consist of two gate leaves

Jerith Legacy

RAINBOW GATES

3-RAIL RAINBOW GATES


DROP BOTTOM | GATE HARDWARE SOLD SEPARATELY

	OPENING	LEAF WIDTH	ITEM NUMBER	PICKET QTY	WEIGHT	STOCKING
4' HEIGHT	3'	34-3/4"	LG48⊗ ⊗36AGRDB	7	12 lbs	⊙
	4'	46-3/4"	LG48⊗ ⊗48AGRDB	9	14 lbs	⊙
	5'	58-3/4"	LG48⊗ ⊗60AGRDB	12	16 lbs	⊙
5' HEIGHT	6'	70-3/4"	LG48⊗ ⊗72AGRDB	15	18 lbs	⊙
	3'	34-3/4"	LG60⊗ ⊗36AGRDB	7	13 lbs	⊙
	4'	46-3/4"	LG60⊗ ⊗48AGRDB	9	15 lbs	⊙
	5'	58-3/4"	LG60⊗ ⊗60AGRDB	12	17 lbs	⊙
	6'	70-3/4"	LG60⊗ ⊗72AGRDB	15	19 lbs	⊙


⊗ = COLOR OPTIONS AVAILABLE | **B** = Black **Z** = Bronze

⊗ = FENCE STYLES AVAILABLE | **200** = #200 **202** = #202

⊙ = NON-STOCKED PRODUCT



#200



#202

NOTE: Double Drive Gates consist of two gate leaves

Jerith Legacy

RAINBOW GATES

4-RAIL RAINBOW GATES

STANDARD BOTTOM | GATE HARDWARE SOLD SEPARATELY

	OPENING	LEAF WIDTH	ITEM NUMBER	PICKET QTY	WEIGHT	STOCKING
6' HEIGHT	3'	34-3/4"	LG72⊗ ⊗36AGR	7	15 lbs	⊙
	4'	46-3/4"	LG72⊗ ⊗48AGR	9	17 lbs	⊙
	5'	58-3/4"	LG72⊗ ⊗60AGR	12	19 lbs	⊙
	6'	70-3/4"	LG72⊗ ⊗72AGR	15	21 lbs	⊙


⊗ = COLOR OPTIONS AVAILABLE | **B** = Black **Z** = Bronze

⊗ = FENCE STYLES AVAILABLE | **200** = #200 **202** = #202 **211** = #211 **101** = #101 **111** = #111


⊙ = NON-STOCKED PRODUCT




#200




#202



#211



#101



#111

NOTE: Double Drive Gates consist of two gate leaves


Jerith Legacy

RAINBOW GATES


3-RAIL RAINBOW GATES

STANDARD BOTTOM | GATE HARDWARE SOLD SEPARATELY


	OPENING	LEAF WIDTH	ITEM NUMBER	PICKET QTY	WEIGHT	STOCKING
3' HEIGHT	3'	34-3/4"	LG36⊗ ⊠36AGR	13	13 lbs	⊙
	4'	46-3/4"	LG36⊗ ⊠48AGR	19	17 lbs	⊙
	5'	58-3/4"	LG36⊗ ⊠60AGR	25	20 lbs	⊙
	6'	70-3/4"	LG36⊗ ⊠72AGR	30	23 lbs	⊙
42" HEIGHT	3'	34-3/4"	LG42⊗ ⊠36AGR	13	16 lbs	⊙
	4'	46-3/4"	LG42⊗ ⊠48AGR	19	20 lbs	⊙
	5'	58-3/4"	LG42⊗ ⊠60AGR	25	23 lbs	⊙
4' HEIGHT	6'	70-3/4"	LG42⊗ ⊠72AGR	30	26 lbs	⊙
	3'	34-3/4"	LG48⊗ ⊠36AGR	13	16 lbs	⊙
	4'	46-3/4"	LG48⊗ ⊠48AGR	19	20 lbs	⊙
5' HEIGHT	5'	58-3/4"	LG48⊗ ⊠60AGR	25	23 lbs	⊙
	6'	70-3/4"	LG48⊗ ⊠72AGR	30	26 lbs	⊙
	3'	34-3/4"	LG60⊗ ⊠36AGR	13	18 lbs	⊙
5' HEIGHT	4'	46-3/4"	LG60⊗ ⊠48AGR	19	22 lbs	⊙
	5'	58-3/4"	LG60⊗ ⊠60AGR	25	26 lbs	⊙
	6'	70-3/4"	LG60⊗ ⊠72AGR	30	30 lbs	⊙



#400



#401



#402

⊗ = COLOR OPTIONS AVAILABLE | **B** = Black **Z** = Bronze
 ⊠ = FENCE STYLES AVAILABLE | **400** = #400 **402** = #402 **401** = #401
 ⊙ = NON-STOCKED PRODUCT

NOTE: Double Drive Gates consist of two gate leaves

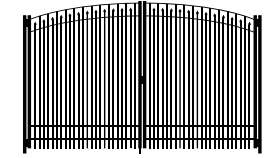
Jerith Legacy

RAINBOW GATES

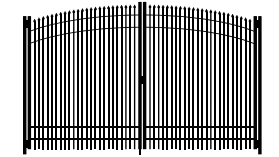
4-RAIL RAINBOW GATES

STANDARD BOTTOM | GATE HARDWARE SOLD SEPARATELY


	OPENING	LEAF WIDTH	ITEM NUMBER	PICKET QTY	WEIGHT	STOCKING
6' HEIGHT	3'	34-3/4"	LG72⊗ ⊠36AGR	13	21 lbs	⊙
	4'	46-3/4"	LG72⊗ ⊠48AGR	19	25 lbs	⊙
	5'	58-3/4"	LG72⊗ ⊠60AGR	25	29 lbs	⊙
	6'	70-3/4"	LG72⊗ ⊠72AGR	30	33 lbs	⊙



#400



#401



#402

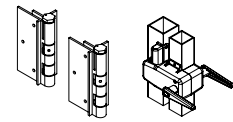
⊗ = COLOR OPTIONS AVAILABLE | **B** = Black **Z** = Bronze
 ⊠ = FENCE STYLES AVAILABLE | **400** = #400 **402** = #402 **401** = #401
 ⊙ = NON-STOCKED PRODUCT

NOTE: Double Drive Gates consist of two gate leaves

Jerith Legacy

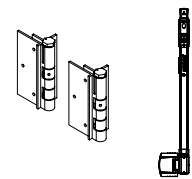
GATE HARDWARE

SINGLE & DOUBLE SWING KITS



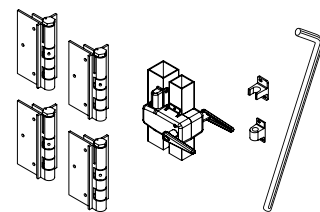
DESCRIPTION	HC	LC	ITEM NUMBER	QTY	BOX WT.
Single Gate Hardware Kit	1/2"	3/4"	KRSⓧSNGS	1	3.7 lbs

Kit includes: (2) ea. #RSⓧHIN | (1) ea. #RSⓧLAT
 These kits are **NOT FOR USE** with gate leaves weighing over 62 lbs.



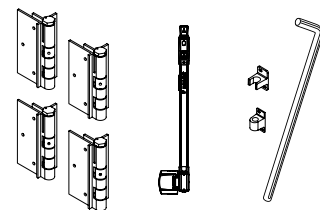
Single Gate Pool Hardware Kit	1/2"	3/4"	KRSⓧSNGSPL	1	3.07 lbs
-------------------------------	------	------	------------	---	----------

Kit includes: (2) ea. #RSⓧHIN | (1) ea. #BML
 These kits are **NOT FOR USE** with gate leaves weighing over 62 lbs.



Double Gate Hardware Kit	1/2"	3/4"	KRSⓧDBLS-L	1	6.02 lbs
--------------------------	------	------	------------	---	----------

Kit includes: (4) ea. #RSⓧHIN | (1) ea. #RSⓧLAT | (1) ea. #BDRKL
 These kits are **NOT FOR USE** with gate leaves weighing over 132 lbs.



Double Gate Pool Hardware Kit	1/2"	3/4"	KRSⓧDBLSPL-L	1	5.39 lbs
-------------------------------	------	------	--------------	---	----------

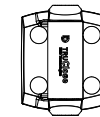
Kit includes: (4) ea. #RSⓧHIN | (1) ea. #BML | (1) ea. #BDRKL
 These kits are **NOT FOR USE** with gate leaves weighing over 132 lbs.

ⓧ = COLOR OPTIONS AVAILABLE | B = Black Z = Bronze

Jerith Legacy

GATE HARDWARE

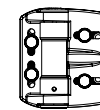
D & D GATE HARDWARE



D & D TRU CLOSE HINGE
Aluminum

HINGE CLEARANCE	ITEM NUMBER	COLOR	QTY	WT. EACH
13/16"	BTCRHIN	BLACK	1	.75 lbs

With 2 legs and screws



D & D ADJUSTABLE TRU CLOSE HINGE
Aluminum

ADJUSTABLE 7/8"-2"	BTCAHIN	BLACK	1	.75 lbs
--------------------	---------	-------	---	---------



D & D MAGNA LATCH VERTICAL PULL (SHORT)

ADJUSTABLE	BMLS	BLACK	1	1 lb
------------	------	-------	---	------



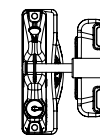
D & D MAGNA LATCH TOP PULL

ADJUSTABLE	BML	BLACK	1	2 lbs
------------	-----	-------	---	-------



D & D MAGNA LATCH ALERT

ADJUSTABLE	BMLA	BLACK	1	2.02 lbs
------------	------	-------	---	----------



D & D LOKKLATCH W/EXT. ACCESS

1/2"	BLLAAB	BLACK	1	.68 lbs
------	--------	-------	---	---------



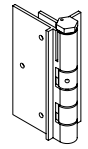
D & D DROP ROD KIT

LENGTH	ITEM NUMBER	COLOR	QTY	WT. EACH
24"	BQB24	BLACK	1	.68 lbs

Jerith Legacy

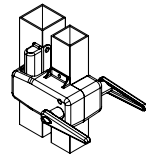
GATE HARDWARE

GATE HARDWARE



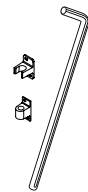
SELF CLOSING HINGE
Aluminum

HINGE CLEARANCE	ITEM NUMBER	QTY	WT. EACH
1/2"	RSⓧHIN	1	.75 lbs
1/2"	KRSⓧSNG-H	2	1.32 lbs



MAGNETIC EVERLATCH
Aluminum

LATCH CLEARANCE	ITEM NUMBER	QTY	WT. EACH
3/4"	RSⓧLAT	1	.75 lbs



DROP ROD KIT
Aluminum

LENGTH	ITEM NUMBER	QTY	WT. EACH
30"	ⓧDRKS	1	2 lbs
48"	ⓧDRKL	1	2.25 lbs

ⓧ = COLOR OPTIONS AVAILABLE | **B** = Black **Z** = Bronze

Jerith Legacy



Jerith Legacy

