

Jerith Aero

1" x 5/8" Picket | *Rounded Edges* |   



- 3** Panel Options
- 7** Post Options
- 8** Caps & Accessories
- 9** Adornments & Custom Finishes
- 10** Construction Specification 32 31 19
- 13** Limited Lifetime Warranty
- 14** Swing Gates
- 19** Accent Gates
- 23** Rainbow Gates
- 27** Gate Hardware

Our Aero Aluminum Fence design is truly unique among aluminum fences because of the rounded edges and rectangular pickets that make up this fence system.

Jerith

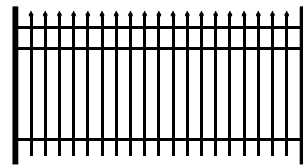
ASSA ABLOY

Jerith Aero

1" x 5/8" Picket | Rounded Edges

2-1/2" sq x .075" wall POSTS | 1-1/2" x 1-1/8" (.070" side / .060" top) RAILS | 1" x 5/8" x .050" wall PICKETS


STYLE OPTIONS




#101



#202 (DB)




#200 (DB)



#000 (DB)

(DB): Drop Bottom

COLORS

- Black 
- Bronze 

GATES

Gates match the fence style and are available in standard or arched designs.



QUALITY & STYLE

When we started manufacturing ornamental aluminum fences around 50 years ago, we made a commitment to producing only durable, high-quality, 100% American-made products. That commitment has become the backbone of our reputation and our promise to you.



LIFETIME LIMITED WARRANTY

Every fence comes with a lifetime warranty, made possible by our FencCoat™ finish and HS-35™ Aluminum Alloy.



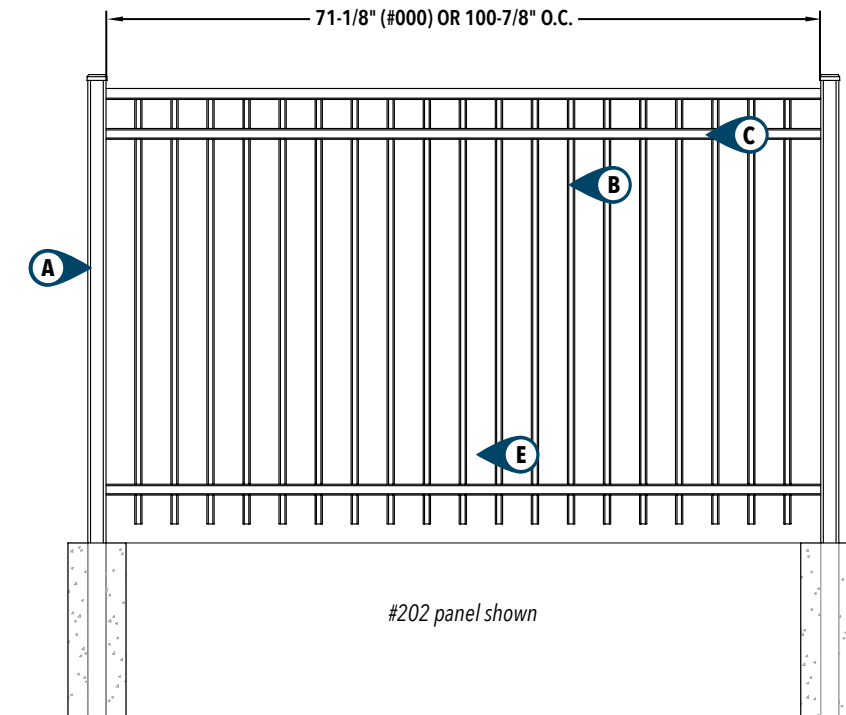
DOMESTIC MANUFACTURING

Jerith is committed to providing products that are 100% extruded, coated, fabricated, assembled and packaged in the USA.

Jerith Aero

PANEL OPTIONS

STANDARD & DROP BOTTOM OPTIONS AVAILABLE



- Ⓐ 2-1/2"sq x .075" wall (standard) or .125" wall POSTS
- Ⓑ 1" x 5/8" rectangular x .050" wall PICKETS
- Ⓒ 1-1/2" x 1-1/8" (.070" side / 0.060" top) RAILS
- Ⓓ 4', 54", 5' & 6' PANEL HEIGHTS
- Ⓔ 3.966" STANDARD AIR SPACE

Refer to construction specification within this section for product details.

Jerith Aero

PANEL OPTIONS

STYLE #000 | 2-RAIL PANELS

DROP BOTTOM | 6' PANEL LENGTH (70-5/8" actual width) | 13 PICKETS PER PANEL | 30 PANELS PER PALLET


PANEL HEIGHT	ITEM NUMBER	WEIGHT	STOCKING	POOLS
4'	AE48ⓧSSN	17 lbs	⊖	

ⓧ = COLOR OPTIONS AVAILABLE | B = Black Z = Bronze

⊖ = NON-STOCKED PRODUCT

For details, see Jerith's Sales Policy in the catalog guide

NOTE: #000 formerly "Sentry"



#000

STYLE #101 | 3-RAIL PANELS

STANDARD BOTTOM | 8' PANEL LENGTH (100-7/16" actual width) | 19 PICKETS PER PANEL | 30 PANELS PER PALLET


PANEL HEIGHT	ITEM NUMBER	WEIGHT	STOCKING	POOLS
4'	AE48ⓧASN	22 lbs	⊖	
5'	AE60ⓧASN	26 lbs	⊖	

ⓧ = COLOR OPTIONS AVAILABLE | B = Black Z = Bronze

⊖ = NON-STOCKED PRODUCT

For details, see Jerith's Sales Policy in the catalog guide.

NOTE: #101 formerly "Avalon"



#101

STYLE #101 | 4-RAIL PANELS

STANDARD BOTTOM | 8' PANEL LENGTH (100-7/16" actual width) | 19 PICKETS PER PANEL | 30 PANELS PER PALLET

PANEL HEIGHT	ITEM NUMBER	WEIGHT	STOCKING	POOLS
6'	AE72ⓧASN	30 lbs	⊖	


ⓧ = COLOR OPTIONS AVAILABLE | B = Black Z = Bronze

⊖ = NON-STOCKED PRODUCT

For details, see Jerith's Sales Policy in the catalog guide.

NOTE: 4-rail is standard for 6' height, 3-rail is standard for all other heights

NOTE: #101 formerly "Avalon"




#101

Jerith Aero

PANEL OPTIONS

STYLE #200 | 3-RAIL PANELS

STANDARD BOTTOM | 8' PANEL LENGTH (100-7/16" actual width) | 19 PICKETS PER PANEL | 30 PANELS PER PALLET


PANEL HEIGHT	ITEM NUMBER	WEIGHT	STOCKING	POOLS
4'	AE48ⓧDSN	22 lbs	⊖	
5'	AE60ⓧDSN	26 lbs	⊖	

ⓧ = COLOR OPTIONS AVAILABLE | B = Black Z = Bronze

⊖ = NON-STOCKED PRODUCT

For details, see Jerith's Sales Policy in the catalog guide.

NOTE: #200 formerly "Doria"



#200

STYLE #200 | 3-RAIL PANELS

DROP BOTTOM | 8' PANEL LENGTH (100-7/16" actual width) | 19 PICKETS PER PANEL | 30 PANELS PER PALLET


PANEL HEIGHT	ITEM NUMBER	WEIGHT	STOCKING	POOLS
54"	AE54ⓧDSN	24 lbs	⊖	

ⓧ = COLOR OPTIONS AVAILABLE | B = Black Z = Bronze

⊖ = NON-STOCKED PRODUCT

For details, see Jerith's Sales Policy in the catalog guide.

NOTE: #200 formerly "Doria"



#200

STYLE #200 | 4-RAIL PANELS

STANDARD BOTTOM | 8' PANEL LENGTH (100-7/16" actual width) | 19 PICKETS PER PANEL | 30 PANELS PER PALLET

PANEL HEIGHT	ITEM NUMBER	WEIGHT	STOCKING	POOLS
6'	AE72ⓧDSN	30 lbs	⊖	


ⓧ = COLOR OPTIONS AVAILABLE | B = Black Z = Bronze

⊖ = NON-STOCKED PRODUCT

For details, see Jerith's Sales Policy in the catalog guide.

NOTE: 4-rail is standard for 6' height, 3-rail is standard for all other heights

NOTE: #200 formerly "Doria"



#200


Jerith Aero

PANEL OPTIONS

STYLE #202 | 3-RAIL PANELS

STANDARD BOTTOM | 8' PANEL LENGTH (100-7/16" actual width) | 19 PICKETS PER PANEL | 30 PANELS PER PALLET

PANEL HEIGHT	ITEM NUMBER	WEIGHT	STOCKING	POOLS
4'	AE48ⓄESN	22 lbs	Ⓞ	
5'	AE60ⓄESN	26 lbs	Ⓞ	



#202

Ⓞ = COLOR OPTIONS AVAILABLE | **B** = Black **Z** = Bronze

Ⓞ = NON-STOCKED PRODUCT


For details, see Jerith's Sales Policy in the catalog guide.

NOTE: #202 formerly "Elba"

STYLE #202 | 3-RAIL PANELS

DROP BOTTOM | 8' PANEL LENGTH (100-7/16" actual width) | 19 PICKETS PER PANEL | 30 PANELS PER PALLET

PANEL HEIGHT	ITEM NUMBER	WEIGHT	STOCKING	POOLS
54"	AE54ⓄESN	24 lbs	Ⓞ	



#202

Ⓞ = COLOR OPTIONS AVAILABLE | **B** = Black **Z** = Bronze

Ⓞ = NON-STOCKED PRODUCT


For details, see Jerith's Sales Policy in the catalog guide.

NOTE: #202 formerly "Elba"

STYLE #202 | 4-RAIL PANELS

STANDARD BOTTOM | 8' PANEL LENGTH (100-7/16" actual width) | 19 PICKETS PER PANEL | 30 PANELS PER PALLET

PANEL HEIGHT	ITEM NUMBER	WEIGHT	STOCKING	POOLS
6'	AE72ⓄESN	30 lbs	Ⓞ	



#202

Ⓞ = COLOR OPTIONS AVAILABLE | **B** = Black **Z** = Bronze

Ⓞ = NON-STOCKED PRODUCT

For details, see Jerith's Sales Policy in the catalog guide.

NOTE: 4-rail is standard for 6' height, 3-rail is standard for all other heights

NOTE: #202 formerly "Elba"

Jerith Aero

POST OPTIONS

STANDARD POSTS

AVAILABLE IN BOX QTY | SCREWS AND FLAT CAPS INCLUDED WITH EACH POST

2-1/2" POST X .075" WALL							
BOTTOM RAIL TREATMENT	RAIL	HEIGHT	STYLE	LENGTH	ITEM NUMBER	BOX QTY	BOX WEIGHT
STANDARD	3 RAIL	4'	#101	70"	KAE70ⓄAⓈP48	9	54 lbs
		4'	#200, #202	70"	KAE70ⓄDⓈP48	9	54 lbs
		5'	#101	88"	KAE88ⓄAⓈP60	9	68 lbs
	4 RAIL	5'	#200, #202	88"	KAE88ⓄDⓈP60	9	68 lbs
		6'	#101	100"	KAE100ⓄAⓈP72	9	81 lbs
		6'	#200, #202	100"	KAE100ⓄDⓈP72	9	81 lbs
DROP BOTTOM	2 RAIL	4'	#000	70"	KAE70ⓄSⓈP48	9	54 lbs
	3 RAIL	54"	#200, #202	82"	KAE82ⓄDⓈP54	9	63 lbs

Ⓞ = COLOR OPTIONS AVAILABLE | **B** = Black **Z** = Bronze

Ⓢ = POST TYPE | **L** = Line **E** = End **C** = Corner

Ⓞ = NON-STOCKED PRODUCT

NOTE: Screws and flat caps are included with the posts

STANDARD GATE POSTS

AVAILABLE IN BOX QTY | SCREWS AND FLAT CAPS INCLUDED WITH EACH POST

2-1/2" GATE POST X .125" WALL							
BOTTOM RAIL TREATMENT	RAIL	HEIGHT	STYLE	LENGTH	ITEM NUMBER	BOX QTY	BOX WEIGHT
STANDARD	3 RAIL	4'	#101	70"	KAE70ⓄAGP48	9	90 lbs
		4'	#200, #202	70"	KAE70ⓄDGP48	9	90 lbs
		5'	#101	88"	KAE88ⓄAGP60	9	104 lbs
	4 RAIL	5'	#200, #202	88"	KAE88ⓄDGP60	9	104 lbs
		6'	#101	100"	KAE100ⓄAGP72	9	117 lbs
		6'	#200, #202	100"	KAE100ⓄDGP72	9	117 lbs
DROP BOTTOM	2 RAIL	4'	#000	70"	KAE70ⓄSGP48	9	90 lbs
	3 RAIL	54"	#200, #202	82"	KAE82ⓄDGP54	9	99 lbs

Ⓞ = COLOR OPTIONS AVAILABLE | **B** = Black **Z** = Bronze

Ⓞ = NON-STOCKED PRODUCT

NOTE: Screws and flat caps are included with the posts

OPTIONAL POSTS

AVAILABLE IN BOX QTY | SCREWS AND FLAT CAPS INCLUDED WITH EACH POST

4" GATE POST X .125" WALL			
LENGTH	ITEM NUMBER	BOX QTY	BOX WEIGHT
84"	K84Ⓞ4P	1	19 lbs
105"	K105Ⓞ4P	1	24 lbs

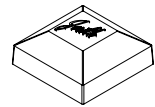
Ⓞ = COLOR OPTIONS AVAILABLE | **B** = Black **Z** = Bronze

NOTE: Screws and flat caps are included with the posts

Jerith Aero

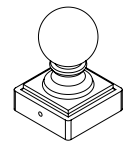
CAPS & ACCESSORIES

POST CAPS



FLAT CAP
Aluminum

SIZE	ITEM NUMBER	WT. EACH
2-1/2"sq. x 2-1/2" sq.	AEⓧPCNLPSJ	0.2 lbs

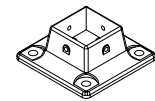


BALL CAP
Aluminum

2-1/2"sq. x 2-1/2" sq.	AEⓧBCPSJ	0.6 lbs
------------------------	----------	---------

ⓧ = COLOR OPTIONS AVAILABLE | **B** = Black **Z** = Bronze

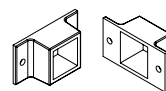
PANEL ACCESSORIES



DECK MOUNT

SIZE	ITEM NUMBER	BOX QTY.	WT. EACH
2-1/2"	ⓧDMC25	1	1.05 lb

Not recommended for fence higher than 48"



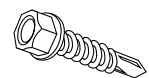
WALL MOUNT

1-1/8" x 1-1/2"	AEⓧWMC	1	0.1 lbs
-----------------	--------	---	---------



ADJUSTABLE WALL MOUNT

1-1/8" x 1-1/2"	AEⓧAWM	1	0.2 lbs
-----------------	--------	---	---------



SELF DRILLING SCREW

#10 x 1-1/2"	ⓧ1015PSJ	6/8/27	0.003 lbs
--------------	----------	--------	-----------

ⓧ = COLOR OPTIONS AVAILABLE | **B** = Black **Z** = Bronze

Jerith Aero

ADORNMENTS & CUSTOM FINISHES

ADORNMENTS



SS1 SCROLL

ITEM NUMBER	WT. EACH
AEⓧSS1	0.28 lb.



LS1 SCROLL

AEⓧLS1	0.35 lb.
--------	----------



RINGS

AEⓧRINGS	1 lb
----------	------

Die cast aluminum. #10 x 3/4" self tapping screw is needed (3 per set)

ⓧ = COLOR OPTIONS AVAILABLE | **B** = Black **Z** = Bronze

CUSTOM FINISHES



TOUCH UP PAINT
.6 OZ.

ITEM NUMBER	WT. EACH
ⓧBOT	0.6 oz



SPRAY PAINT
4.5 OZ.

ITEM NUMBER	WT. EACH
ⓧCAN	4.5 oz

ⓧ = COLOR OPTIONS AVAILABLE | **B** = Black **Z** = Bronze

ALUMINUM ORNAMENTAL FENCE SYSTEM

PART 1 - GENERAL

1.01 WORK INCLUDED

The contractor shall provide all labor, materials, and appurtenances necessary for installation of the commercial aluminum fence system defined herein at (specify project site).

1.02 RELATED WORK

Section ___ - Earthwork

Section ___ - Concrete

1.03 SYSTEM DESCRIPTION

The manufacturer shall supply a total fence system of Jerith Aero® Aluminum, (for standard picket space, specify style #000, #101, #200, #202) design, (specify standard or drop) bottom rail treatment. The system shall include all components (i.e., panels, posts, gates, and hardware) required.

1.04 QUALITY ASSURANCE

The contractor shall provide laborers and supervisors who are thoroughly familiar with the type of construction involved and materials and techniques specified.

1.05 REFERENCES

- **ASTM B117** – Practice for Operating Salt Spray (Fog) Apparatus
- **ASTM B221** – Standard Specification for Aluminum and Aluminum-Alloy Extruded Bars, Rods, Wire, Profiles & Tubes
- **ASTM B85** – Standard Specification for Aluminum-Alloy Die Castings
- **ASTM D2247** – Standard Practice for Testing Water Resistance of Coatings in 100% Relative Humidity
- **ASTM F2957** – Specification for Ornamental Aluminum Fence Systems

1.06 SUBMITTAL

The manufacturer's submittal package including literature shall be submitted prior to installation to confirm compliance with all requirements for materials specified in this section.

1.07 PRODUCT HANDLING AND STORAGE

Upon receipt at the job site, all materials shall be checked to ensure that no damage occurred during shipping or handling. Materials shall be stored in such a manner to ensure proper ventilation and drainage, and to protect against damage, weather, vandalism, and theft.

1.08 PRODUCT WARRANTY

All fence components (i.e., rails, pickets, and posts) shall be warranted limited lifetime as specified within the product warranty document. Warranty shall cover any defects in workmanship and material finish including cracking, peeling, chipping, blistering, or corroding.

PART 2 - MATERIALS

2.01 MANUFACTURER

The manufacturer shall supply a total fence system of Jerith Aero® Aluminum, (for standard picket space, specify style #000, #101, #200, #202) design, (specify standard or drop) bottom rail treatment, manufactured by Jerith Manufacturing LLC, Philadelphia, PA.

2.02 MATERIAL

- Material for fence framework (i.e., pickets, rails, and posts) shall be extruded from HS-35™ aluminum alloy conforming to the requirements of ASTM B221. Aluminum extrusions for posts and rails shall be alloy and temper designation 6005-T5 with a minimum yield strength of 35,000 psi. The aluminum extrusions for pickets shall be alloy and temper designation 6063-T5 with a minimum yield strength of 25,000 psi. All picket, rail, and post extrusions shall have rounded edge profiles.
- Pickets shall be 1" x 5/8" rectangular x .050" thick. Horizontal rails shall be 1-1/2" (.070 side wall) x 1-1/8" (.060" top wall) profile.
- At every picket to rail intersection, pickets shall be affixed to rails using stainless steel fasteners. Rail to post connections shall be made using stainless steel screws with heads painted to match the color of the fence.

- Accessories: Aluminum castings shall be used for all post caps, scrolls, finials, and other miscellaneous hardware and conforming to the requirements of ASTM B85 for superior corrosion resistance. Hinges and latches shall be fabricated from aluminum, stainless steel, or composite materials.

2.03 FINISH

The manufactured fence system shall be subjected to the Jerith FencCoat™ coating process. This multi-phase coating process includes a three-stage pretreatment for uniform chemical conversion resulting in superior adhesion, followed by an electrostatic spray application of TGIC polyester powder for a cured minimum thickness of 2 mils (0.0508mm). The color shall be (specify Black, Bronze or White). The multi-layered powder coated fence system shall be capable of meeting the performance requirements for each quality characteristic shown in Table 2.

2.04 FABRICATION

- Horizontal rails shall be punched to accept pickets. There shall be a minimum of 3 rails for each fence section, with the exception of style #000 (4' height). Pickets shall be pre-punched to accept rail to picket connection. Pickets shall be affixed to rails using stainless steel screws. Posts shall be pre-punched to accept fence section rails. Rails shall be affixed to post using manufacturer provided fasteners at every intersection. Die cast aluminum caps shall be provided with all posts. Fence posts and gate posts shall meet the minimum size requirements of Table 1.
- Gates shall be of welded construction with welds at every picket to rail intersection and rail to gate upright intersection. Gates shall be capable of supporting a 250 lb. vertical load without permanent deformation.
- Assembled sections shall be capable of supporting a 350 lb. vertical load at the midpoint of any horizontal rail without permanent deformation.
- Fence system shall meet minimum requirements within ASTM F2957.

PART 3 - EXECUTION

3.01 PREPARATION

All new installation shall be laid out by the contractor in accordance with the construction plans.

3.02 FENCE INSTALLATION

Fence posts shall be spaced according to Table 3. For installations that must be raked to follow sloping grades, the post spacing dimension must be measured along the grade. Fence panels rails shall be inserted into punched posts and affixed with fasteners. Posts shall be set in concrete footers per manufacturer's recommendation (Note: In some cases, local restrictions of freezing weather conditions may require a greater depth). The "Earthwork" and "Concrete" sections of this specification shall govern material requirements for the concrete footer. Posts setting by other methods such as plated posts or grouted core-drilled footers are permissible only if shown by engineering analysis to be sufficient in strength for the intended application.

3.03 FENCE INSTALLATION MAINTENANCE

When cutting/drilling rails or posts adhere to the following steps to seal the exposed surfaces; 1) Remove all metal shavings from cut area. 2) Apply custom finish paint matching fence color. Failure to seal exposed surfaces per steps 1 & 2 above will negate warranty. Spray cans or paint pens shall be used to finish exposed surfaces; it is recommended that paint pens be used to prevent overspray. Use of non-Jerith parts or components will negate the manufacturers' warranty.

3.04 GATE INSTALLATION

Gate posts shall be spaced according to the manufacturers' gate drawings, dependent on standard out-to-out gate leaf dimensions and gate hardware selected. Type and quantity of gate hinges shall be based on the application, weight, height, and number of gate cycles. The manufacturers' gate drawings shall identify the necessary gate hardware required for the application. Gate hardware shall be provided by the manufacturer of the gate and shall be installed per manufacturer's recommendations.

3.05 CLEANING

The contractor shall clean the jobsite of excess materials; post-hole excavations shall be scattered uniformly away from posts.

SEE REFERENCED TABLES ON THE FOLLOWING PAGE

Jerith Aero

CONSTRUCTION SPECIFICATION 32 31 19

TABLE 1 | JERITH AERO | MINIMUM POST SIZE

FENCE HEIGHT	FENCE POSTS
UP TO 6' HEIGHT	2-1/2" X 2-1/2" X .075" ALUMINUM
GATE LEAF	GATE HEIGHT – UP TO & INCLUDING 6' HEIGHT
UP TO 6' WIDTH	2-1/2" X 2-1/2" X .125" ALUMINUM

TABLE 2 | JERITH AERO | COATING PERFORMANCE REQUIREMENTS

QUALITY CHARACTERISTICS	METHOD	PERFORMANCE REQUIREMENTS
HUMIDITY RESISTANCE	ASTM D2247	HUMIDITY RESISTANCE OVER 3000 HOURS
CORROSION RESISTANCE	ASTM B117	CORROSION RESISTANCE OVER 3000 HOURS

TABLE 3 | JERITH AERO | POST SPACING (PUNCHED POSTS)

STYLE	#101, #200, & #202	#000
POST SETTINGS	100-7/8" ON CENTER	71-1/8" ON CENTER

Note: When using adjustable wall mount brackets on either or both ends of a fence section installation, care must be taken to ensure spacing between post and adjoining pickets meets applicable codes. This may require trimming one or both ends of the panel.

Jerith Aero

LIMITED LIFETIME WARRANTY

Jerith Aluminum Fence is manufactured from the highest quality materials by skilled craftsmen to meet the highest standards of workmanship in the industry. Extruded aluminum panels and posts shall be subject to a pretreatment wash followed by an electrostatic spray application of TGIC polyester powder coat finish, which provides the protection necessary to withstand adverse environmental conditions.

The powder coated surface on all Jerith® aluminum panels and posts are guaranteed under a limited lifetime warranty for normal and proper usage without cause, against cracking, peeling, chipping, blistering or corroding. Normal and proper usage does not include physical damage or abrasion to the protective coating. The warranty is non-transferable and is only valid to the original purchaser. Jerith Aluminum Fence is also guaranteed against defects in workmanship and materials.

Should any aluminum fence panels or posts manufactured by Jerith manufacturing fail in accordance with any of the above conditions, Jerith Manufacturing warrants to the original purchaser their redemption through replacement or renewal. The decision as to which method of redemption is allowed is solely at the discretion of Jerith.

Notice of failure under the conditions of this warranty shall be sent to Jerith Manufacturing or its authorized representative, in writing, together with proof of purchase and shall specify the nature of the defect and when it was first observed. If contractor uses non Jerith parts/components this will negate warranty. Should the fence be improperly installed, Jerith Manufacturing shall not be responsible for guaranteed performance or appearance of the material. Neither does this guarantee apply when failure or damage is due to improper use or application, abuse or misuse, vandalism or acts of God. Jerith Manufacturing reserves the right to inspect the material to determine validity of the claim.

Upon validation of the claim by Jerith Manufacturing or its authorized representative, redemption by replacement or renewal shall be made by Jerith Manufacturing. Reimbursement for the costs of removal and installation of materials are not included in the guarantee, nor will Jerith Manufacturing provide those services.

The above constitutes the complete warranty by the manufacturer. No other agreement, written or implied, is valid. Jerith Manufacturing does not authorize any other person or agent to make any other express warranties. Jerith Manufacturing neither assumes nor authorizes any other person or agent to assume any other liability in connection with Jerith Aluminum Fence. Some jurisdictions do not allow limitations on how long an implied warranty lasts, nor do they allow an exclusion or limitation of incidental or consequential damages; therefore, the limitations and exclusions noted herein may not apply.


Jerith Aero

SWING GATES

2-RAIL SINGLE SWING GATES

DROP BOTTOM | GATE HARDWARE SOLD SEPARATELY

	OPENING	LEAF WIDTH	ITEM NUMBER	PICKET QTY	WEIGHT	STOCKING
4' HEIGHT	3'	34-3/4"	AE48ⓄS36	6	11 lbs	Ⓞ
	4'	46-3/4"	AE48ⓄS48	8	13 lbs	Ⓞ
	5'	58-3/4"	AE48ⓄS60	11	16 lbs	Ⓞ
	6'	70-3/4"	AE48ⓄS72	13	18 lbs	Ⓞ




#000

3-RAIL SINGLE SWING GATES

STANDARD BOTTOM | GATE HARDWARE SOLD SEPARATELY

	OPENING	LEAF WIDTH	ITEM NUMBER	PICKET QTY	WEIGHT	STOCKING
4' HEIGHT	3'	34-3/4"	AE48ⓄA36	6	12 lbs	Ⓞ
	4'	46-3/4"	AE48ⓄA48	8	14 lbs	Ⓞ
	5'	58-3/4"	AE48ⓄA60	11	17 lbs	Ⓞ
	6'	70-3/4"	AE48ⓄA72	13	19 lbs	Ⓞ
5' HEIGHT	7'	82-3/4"	AE48ⓄA84	15	21 lbs	Ⓞ
	8'	94-3/4"	AE48ⓄA96	18	24 lbs	Ⓞ
	3'	34-3/4"	AE60ⓄA36	6	13 lbs	Ⓞ
	4'	46-3/4"	AE60ⓄA48	8	15 lbs	Ⓞ
5' HEIGHT	5'	58-3/4"	AE60ⓄA60	11	18 lbs	Ⓞ
	6'	70-3/4"	AE60ⓄA72	13	20 lbs	Ⓞ
	7'	82-3/4"	AE60ⓄA84	15	23 lbs	Ⓞ
	8'	94-3/4"	AE60ⓄA96	18	26 lbs	Ⓞ

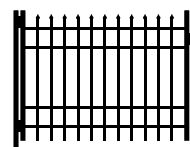


#101

4-RAIL SINGLE SWING GATES

STANDARD BOTTOM | GATE HARDWARE SOLD SEPARATELY

	OPENING	LEAF WIDTH	ITEM NUMBER	PICKET QTY	WEIGHT	STOCKING
6' HEIGHT	3'	34-3/4"	AE72ⓄA36	6	15 lbs	Ⓞ
	4'	46-3/4"	AE72ⓄA48	8	17 lbs	Ⓞ
	5'	58-3/4"	AE72ⓄA60	11	20 lbs	Ⓞ
	6'	70-3/4"	AE72ⓄA72	13	22 lbs	Ⓞ
6' HEIGHT	7'	82-3/4"	AE72ⓄA84	15	25 lbs	Ⓞ
	8'	94-3/4"	AE72ⓄA96	18	28 lbs	Ⓞ



#101

Ⓞ = COLOR OPTIONS AVAILABLE | B = Black Z = Bronze

Ⓞ = NON-STOCKED PRODUCT

NOTE: Double Drive Gates consist of two gate leaves


Jerith Aero

SWING GATES

3-RAIL SINGLE SWING GATES

STANDARD BOTTOM | GATE HARDWARE SOLD SEPARATELY

	OPENING	LEAF WIDTH	ITEM NUMBER	PICKET QTY	WEIGHT	STOCKING
4' HEIGHT	3'	34-3/4"	AE48ⓄD36	6	12 lbs	Ⓞ
	4'	46-3/4"	AE48ⓄD48	8	14 lbs	Ⓞ
	5'	58-3/4"	AE48ⓄD60	11	17 lbs	Ⓞ
	6'	70-3/4"	AE48ⓄD72	13	19 lbs	Ⓞ
5' HEIGHT	7'	82-3/4"	AE48ⓄD84	15	21 lbs	Ⓞ
	8'	94-3/4"	AE48ⓄD96	18	24 lbs	Ⓞ
	3'	34-3/4"	AE60ⓄD36	6	13 lbs	Ⓞ
	4'	46-3/4"	AE60ⓄD48	8	15 lbs	Ⓞ
5' HEIGHT	5'	58-3/4"	AE60ⓄD60	11	18 lbs	Ⓞ
	6'	70-3/4"	AE60ⓄD72	13	20 lbs	Ⓞ
	7'	82-3/4"	AE60ⓄD84	15	23 lbs	Ⓞ
	8'	94-3/4"	AE60ⓄD96	18	26 lbs	Ⓞ




#200

3-RAIL SINGLE SWING GATES

DROP BOTTOM | GATE HARDWARE SOLD SEPARATELY

	OPENING	LEAF WIDTH	ITEM NUMBER	PICKET QTY	WEIGHT	STOCKING
54" HEIGHT	3'	34-3/4"	AE54ⓄD36	6	13 lbs	Ⓞ
	4'	46-3/4"	AE54ⓄD48	8	15 lbs	Ⓞ
	5'	58-3/4"	AE54ⓄD60	11	18 lbs	Ⓞ
	6'	70-3/4"	AE54ⓄD72	13	20 lbs	Ⓞ
54" HEIGHT	7'	82-3/4"	AE54ⓄD84	15	22 lbs	Ⓞ
	8'	94-3/4"	AE54ⓄD96	18	25 lbs	Ⓞ




#200

4-RAIL SINGLE SWING GATES

STANDARD BOTTOM | GATE HARDWARE SOLD SEPARATELY

	OPENING	LEAF WIDTH	ITEM NUMBER	PICKET QTY	WEIGHT	STOCKING
6' HEIGHT	3'	34-3/4"	AE72ⓄD36	6	15 lbs	Ⓞ
	4'	46-3/4"	AE72ⓄD48	8	17 lbs	Ⓞ
	5'	58-3/4"	AE72ⓄD60	11	20 lbs	Ⓞ
	6'	70-3/4"	AE72ⓄD72	13	22 lbs	Ⓞ
6' HEIGHT	7'	82-3/4"	AE72ⓄD84	15	25 lbs	Ⓞ
	8'	94-3/4"	AE72ⓄD96	18	28 lbs	Ⓞ



#200

Ⓞ = COLOR OPTIONS AVAILABLE | B = Black Z = Bronze

Ⓞ = NON-STOCKED PRODUCT

NOTE: Double Drive Gates consist of two gate leaves


Jerith Aero

SWING GATES

3-RAIL SINGLE SWING GATES

STANDARD BOTTOM | GATE HARDWARE SOLD SEPARATELY

	OPENING	LEAF WIDTH	ITEM NUMBER	PICKET QTY	WEIGHT	STOCKING
4' HEIGHT	3'	34-3/4"	AE48⊗ E36	6	12 lbs	⊙
	4'	46-3/4"	AE48⊗ E48	8	14 lbs	⊙
	5'	58-3/4"	AE48⊗ E60	11	17 lbs	⊙
	6'	70-3/4"	AE48⊗ E72	13	19 lbs	⊙
	7'	82-3/4"	AE48⊗ E84	15	21 lbs	⊙
5' HEIGHT	3'	34-3/4"	AE60⊗ E36	6	13 lbs	⊙
	4'	46-3/4"	AE60⊗ E48	8	15 lbs	⊙
	5'	58-3/4"	AE60⊗ E60	11	18 lbs	⊙
	6'	70-3/4"	AE60⊗ E72	13	20 lbs	⊙
	7'	82-3/4"	AE60⊗ E84	15	23 lbs	⊙
	8'	94-3/4"	AE60⊗ E96	18	26 lbs	⊙




#202

3-RAIL SINGLE SWING GATES

DROP BOTTOM | GATE HARDWARE SOLD SEPARATELY

	OPENING	LEAF WIDTH	ITEM NUMBER	PICKET QTY	WEIGHT	STOCKING
54" HEIGHT	3'	34-3/4"	AE54⊗ E36	6	13 lbs	⊙
	4'	46-3/4"	AE54⊗ E48	8	15 lbs	⊙
	5'	58-3/4"	AE54⊗ E60	11	18 lbs	⊙
	6'	70-3/4"	AE54⊗ E72	13	20 lbs	⊙
	7'	82-3/4"	AE54⊗ E84	15	22 lbs	⊙
	8'	94-3/4"	AE54⊗ E96	18	25 lbs	⊙




#202

4-RAIL SINGLE SWING GATES

STANDARD BOTTOM | GATE HARDWARE SOLD SEPARATELY

	OPENING	LEAF WIDTH	ITEM NUMBER	PICKET QTY	WEIGHT	STOCKING
6' HEIGHT	3'	34-3/4"	AE72⊗ E36	6	15 lbs	⊙
	4'	46-3/4"	AE72⊗ E48	8	17 lbs	⊙
	5'	58-3/4"	AE72⊗ E60	11	20 lbs	⊙
	6'	70-3/4"	AE72⊗ E72	13	22 lbs	⊙
	7'	82-3/4"	AE72⊗ E84	15	25 lbs	⊙
	8'	94-3/4"	AE72⊗ E96	18	28 lbs	⊙



#202

⊗ = COLOR OPTIONS AVAILABLE | B = Black Z = Bronze

⊙ = NON-STOCKED PRODUCT

NOTE: Double Drive Gates consist of two gate leaves

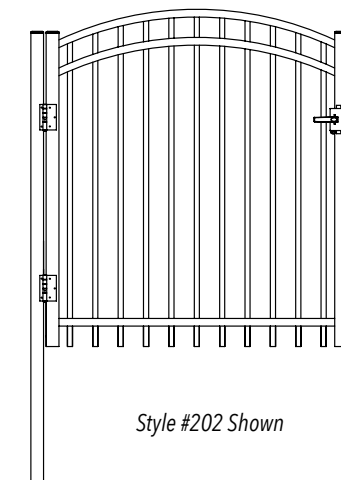
Jerith Aero

ACCENT GATES

ACCENT GATE SPECIFICATIONS

2-1/2"sq x .125" wall GATE ENDS | 1-1/2" x 1-1/8" (.070" side / .060" top) RAILS | 1" x 5/8" x .050" wall PICKETS

ACCENT GATES
DIMENSIONAL DRAWING



Style #202 Shown

ACCENT GATES
HARDWARE & POST
INTERSPACES

OPENING	LEAF WIDTH*	HC	LC	P _S
3'	35"	1/2"	1/2"	36"
4'	47"	1/2"	1/2"	48"
5'	59"	1/2"	1/2"	60"

W = width*

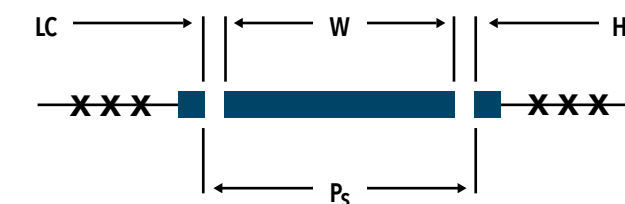
LC = latch clearance

HC = hinge clearance

P_S = gate post spacing**

** From inside to inside

Gate Hardware sold separately.
See Gate Hardware section for specific details.




Jerith Aero

ACCENT GATES

2-RAIL ACCENT GATES

DROP BOTTOM | GATE HARDWARE SOLD SEPARATELY

	OPENING	LEAF WIDTH	ITEM NUMBER	PICKET QTY	WEIGHT	STOCKING
4' HEIGHT	3'	34-3/4"	AE48ⓈS36AG	6	11 lbs	⊗
	4'	46-3/4"	AE48ⓈS48AG	8	13 lbs	⊗
	5'	58-3/4"	AE48ⓈS60AG	11	16 lbs	⊗

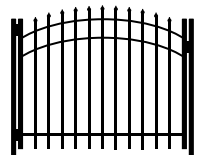


#000

3-RAIL ACCENT GATES

STANDARD BOTTOM | GATE HARDWARE SOLD SEPARATELY

	OPENING	LEAF WIDTH	ITEM NUMBER	PICKET QTY	WEIGHT	STOCKING
4' HEIGHT	3'	34-3/4"	AE48ⓈA36AG	6	12 lbs	⊗
	4'	46-3/4"	AE48ⓈA48AG	8	14 lbs	⊗
	5'	58-3/4"	AE48ⓈA60AG	11	17 lbs	⊗
5' HEIGHT	3'	34-3/4"	AE60ⓈA36AG	6	13 lbs	⊗
	4'	46-3/4"	AE60ⓈA48AG	8	15 lbs	⊗
	5'	58-3/4"	AE60ⓈA60AG	11	18 lbs	⊗




#101

4-RAIL ACCENT GATES

STANDARD BOTTOM | GATE HARDWARE SOLD SEPARATELY

	OPENING	LEAF WIDTH	ITEM NUMBER	PICKET QTY	WEIGHT	STOCKING
6' HEIGHT	3'	34-3/4"	AE72ⓈA36AG	6	15 lbs	⊗
	4'	46-3/4"	AE72ⓈA48AG	8	17 lbs	⊗
	5'	58-3/4"	AE72ⓈA60AG	11	20 lbs	⊗



#101

Ⓢ = COLOR OPTIONS AVAILABLE | B = Black Z = Bronze
⊗ = NON-STOCKED PRODUCT

NOTE: Double Drive Gates consist of two gate leaves


Jerith Aero

ACCENT GATES

3-RAIL ACCENT GATES

STANDARD BOTTOM | GATE HARDWARE SOLD SEPARATELY

	OPENING	LEAF WIDTH	ITEM NUMBER	PICKET QTY	WEIGHT	STOCKING
4' HEIGHT	3'	34-3/4"	AE48ⓈD36AG	6	12 lbs	⊗
	4'	46-3/4"	AE48ⓈD48AG	8	14 lbs	⊗
	5'	58-3/4"	AE48ⓈD60AG	11	17 lbs	⊗
5' HEIGHT	3'	34-3/4"	AE60ⓈD36AG	6	13 lbs	⊗
	4'	46-3/4"	AE60ⓈD48AG	8	15 lbs	⊗
	5'	58-3/4"	AE60ⓈD60AG	11	18 lbs	⊗




#200

3-RAIL ACCENT GATES

DROP BOTTOM | GATE HARDWARE SOLD SEPARATELY

	OPENING	LEAF WIDTH	ITEM NUMBER	PICKET QTY	WEIGHT	STOCKING
54" HEIGHT	3'	34-3/4"	AE54ⓈD36AG	6	13 lbs	⊗
	4'	46-3/4"	AE54ⓈD48AG	8	15 lbs	⊗
	5'	58-3/4"	AE54ⓈD60AG	11	18 lbs	⊗




#200

4-RAIL ACCENT GATES

STANDARD BOTTOM | GATE HARDWARE SOLD SEPARATELY

	OPENING	LEAF WIDTH	ITEM NUMBER	PICKET QTY	WEIGHT	STOCKING
6' HEIGHT	3'	34-3/4"	AE72ⓈD36AG	6	15 lbs	⊗
	4'	46-3/4"	AE72ⓈD48AG	8	17 lbs	⊗
	5'	58-3/4"	AE72ⓈD60AG	11	20 lbs	⊗



#200

Ⓢ = COLOR OPTIONS AVAILABLE | B = Black Z = Bronze
⊗ = NON-STOCKED PRODUCT

NOTE: Double Drive Gates consist of two gate leaves


Jerith Aero

ACCENT GATES

3-RAIL ACCENT GATES

STANDARD BOTTOM | GATE HARDWARE SOLD SEPARATELY

	OPENING	LEAF WIDTH	ITEM NUMBER	PICKET QTY	WEIGHT	STOCKING
4' HEIGHT	3'	34-3/4"	AE48Ⓞ E36AG	6	12 lbs	Ⓞ
	4'	46-3/4"	AE48Ⓞ E48AG	8	14 lbs	Ⓞ
	5'	58-3/4"	AE48Ⓞ E60AG	11	17 lbs	Ⓞ
5' HEIGHT	3'	34-3/4"	AE60Ⓞ E36AG	6	13 lbs	Ⓞ
	4'	46-3/4"	AE60Ⓞ E48AG	8	15 lbs	Ⓞ
	5'	58-3/4"	AE60Ⓞ E60AG	11	18 lbs	Ⓞ




#202

3-RAIL ACCENT GATES

DROP BOTTOM | GATE HARDWARE SOLD SEPARATELY

	OPENING	LEAF WIDTH	ITEM NUMBER	PICKET QTY	WEIGHT	STOCKING
54" HEIGHT	3'	34-3/4"	AE54Ⓞ E36AG	6	13 lbs	Ⓞ
	4'	46-3/4"	AE54Ⓞ E48AG	8	15 lbs	Ⓞ
	5'	58-3/4"	AE54Ⓞ E60AG	11	18 lbs	Ⓞ




#202

4-RAIL ACCENT GATES

STANDARD BOTTOM | GATE HARDWARE SOLD SEPARATELY

	OPENING	LEAF WIDTH	ITEM NUMBER	PICKET QTY	WEIGHT	STOCKING
6' HEIGHT	3'	34-3/4"	AE72Ⓞ E36AG	6	15 lbs	Ⓞ
	4'	46-3/4"	AE72Ⓞ E48AG	8	17 lbs	Ⓞ
	5'	58-3/4"	AE72Ⓞ E60AG	11	20 lbs	Ⓞ



#202

Ⓞ = COLOR OPTIONS AVAILABLE | B = Black Z = Bronze

Ⓞ = NON-STOCKED PRODUCT

NOTE: Double Drive Gates consist of two gate leaves

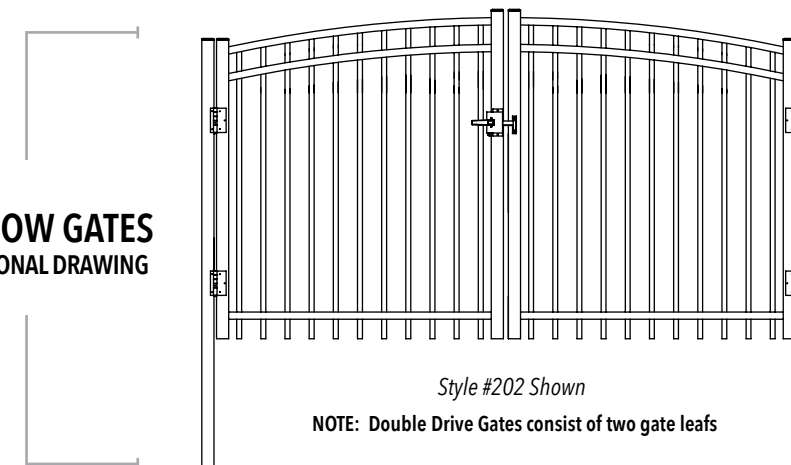
Jerith Aero

RAINBOW GATES

RAINBOW GATE SPECIFICATIONS

2-1/2"sq x .125" wall GATE ENDS | 1-1/2" x 1-1/8" (.070" side / .060" top) RAILS | 1" x 5/8" x .050" wall PICKETS

RAINBOW GATES DIMENSIONAL DRAWING



Style #202 Shown

NOTE: Double Drive Gates consist of two gate leaves

RAINBOW GATES HARDWARE & POST INTERSPACES

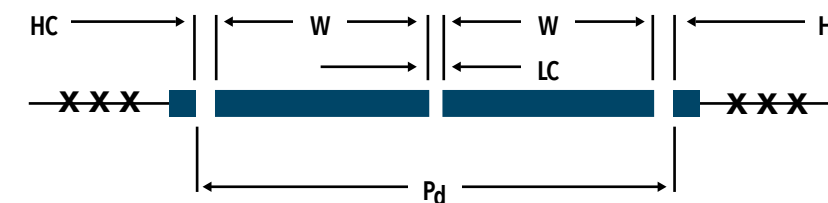
OPENING	LEAF WIDTH*	HC	LC	P _d
6'	35"	1/2"	1/2"	36"
8'	47"	1/2"	1/2"	48"
10'	59"	1/2"	1/2"	60"
12'	71"	1/2"	1/2"	72"

W = width*
HC = hinge clearance

LC = latch clearance
P_d = gate post spacing**

** From inside to inside

Gate Hardware sold separately.
See Gate Hardware section for specific details.



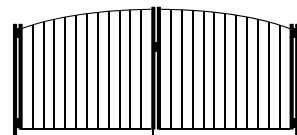
Jerith Aero

RAINBOW GATES

2-RAIL RAINBOW GATES

DROP BOTTOM | GATE HARDWARE SOLD SEPARATELY

	OPENING	LEAF WIDTH	ITEM NUMBER	PICKET QTY	WEIGHT	STOCKING
4' HEIGHT	3'	34-3/4"	AE48ⓧS36AGR	6	11 lbs	⊙
	4'	46-3/4"	AE48ⓧS48AGR	8	13 lbs	⊙
	5'	58-3/4"	AE48ⓧS60AGR	11	16 lbs	⊙
	6'	70-3/4"	AE48ⓧS72AGR	13	18 lbs	⊙




#000

3-RAIL RAINBOW GATES

STANDARD BOTTOM | GATE HARDWARE SOLD SEPARATELY

	OPENING	LEAF WIDTH	ITEM NUMBER	PICKET QTY	WEIGHT	STOCKING
4' HEIGHT	3'	34-3/4"	AE48ⓧA36AGR	6	12 lbs	⊙
	4'	46-3/4"	AE48ⓧA48AGR	8	14 lbs	⊙
	5'	58-3/4"	AE48ⓧA60AGR	11	17 lbs	⊙
	6'	70-3/4"	AE48ⓧA72AGR	13	19 lbs	⊙
5' HEIGHT	3'	34-3/4"	AE60ⓧA36AGR	6	13 lbs	⊙
	4'	46-3/4"	AE60ⓧA48AGR	8	15 lbs	⊙
	5'	58-3/4"	AE60ⓧA60AGR	11	18 lbs	⊙
6'	70-3/4"	AE60ⓧA72AGR	13	20 lbs	⊙	




#101

4-RAIL RAINBOW GATES

STANDARD BOTTOM | GATE HARDWARE SOLD SEPARATELY

	OPENING	LEAF WIDTH	ITEM NUMBER	PICKET QTY	WEIGHT	STOCKING
6' HEIGHT	3'	34-3/4"	AE72ⓧA36AGR	6	15 lbs	⊙
	4'	46-3/4"	AE72ⓧA48AGR	8	17 lbs	⊙
	5'	58-3/4"	AE72ⓧA60AGR	11	20 lbs	⊙
	6'	70-3/4"	AE72ⓧA72AGR	13	22 lbs	⊙



#101

ⓧ = COLOR OPTIONS AVAILABLE | B = Black Z = Bronze

⊙ = NON-STOCKED PRODUCT

NOTE: Double Drive Gates consist of two gate leaves


Jerith Aero

RAINBOW GATES

3-RAIL RAINBOW GATES

STANDARD BOTTOM | GATE HARDWARE SOLD SEPARATELY

	OPENING	LEAF WIDTH	ITEM NUMBER	PICKET QTY	WEIGHT	STOCKING
4' HEIGHT	3'	34-3/4"	AE48ⓧD36AGR	6	12 lbs	⊙
	4'	46-3/4"	AE48ⓧD48AGR	8	14 lbs	⊙
	5'	58-3/4"	AE48ⓧD60AGR	11	17 lbs	⊙
	6'	70-3/4"	AE48ⓧD72AGR	13	19 lbs	⊙
5' HEIGHT	3'	34-3/4"	AE60ⓧD36AGR	6	13 lbs	⊙
	4'	46-3/4"	AE60ⓧD48AGR	8	15 lbs	⊙
	5'	58-3/4"	AE60ⓧD60AGR	11	18 lbs	⊙
	6'	70-3/4"	AE60ⓧD72AGR	13	20 lbs	⊙




#200

3-RAIL RAINBOW GATES

DROP BOTTOM | GATE HARDWARE SOLD SEPARATELY

	OPENING	LEAF WIDTH	ITEM NUMBER	PICKET QTY	WEIGHT	STOCKING
54" HEIGHT	3'	34-3/4"	AE54ⓧD36AGR	6	13 lbs	⊙
	4'	46-3/4"	AE54ⓧD48AGR	8	15 lbs	⊙
	5'	58-3/4"	AE54ⓧD60AGR	11	18 lbs	⊙
	6'	70-3/4"	AE54ⓧD72AGR	13	20 lbs	⊙




#200

4-RAIL RAINBOW GATES

STANDARD BOTTOM | GATE HARDWARE SOLD SEPARATELY

	OPENING	LEAF WIDTH	ITEM NUMBER	PICKET QTY	WEIGHT	STOCKING
6' HEIGHT	3'	34-3/4"	AE72ⓧD36AGR	6	15 lbs	⊙
	4'	46-3/4"	AE72ⓧD48AGR	8	17 lbs	⊙
	5'	58-3/4"	AE72ⓧD60AGR	11	20 lbs	⊙
	6'	70-3/4"	AE72ⓧD72AGR	13	22 lbs	⊙



#200

ⓧ = COLOR OPTIONS AVAILABLE | B = Black Z = Bronze

⊙ = NON-STOCKED PRODUCT

NOTE: Double Drive Gates consist of two gate leaves

Jerith Aero

RAINBOW GATES

3-RAIL RAINBOW GATES

STANDARD BOTTOM | GATE HARDWARE SOLD SEPARATELY

	OPENING	LEAF WIDTH	ITEM NUMBER	PICKET QTY	WEIGHT	STOCKING
4' HEIGHT	3'	34-3/4"	AE48⊗ E36AGR	6	12 lbs	⊙
	4'	46-3/4"	AE48⊗ E48AGR	8	14 lbs	⊙
	5'	58-3/4"	AE48⊗ E60AGR	11	17 lbs	⊙
5' HEIGHT	6'	70-3/4"	AE48⊗ E72AGR	13	19 lbs	⊙
	3'	34-3/4"	AE60⊗ E36AGR	6	13 lbs	⊙
	4'	46-3/4"	AE60⊗ E48AGR	8	15 lbs	⊙
	5'	58-3/4"	AE60⊗ E60AGR	11	18 lbs	⊙
	6'	70-3/4"	AE60⊗ E72AGR	13	20 lbs	⊙




#202

3-RAIL RAINBOW GATES

DROP BOTTOM | GATE HARDWARE SOLD SEPARATELY

	OPENING	LEAF WIDTH	ITEM NUMBER	PICKET QTY	WEIGHT	STOCKING
54" HEIGHT	3'	34-3/4"	AE54⊗ E36AGR	6	13 lbs	⊙
	4'	46-3/4"	AE54⊗ E48AGR	8	15 lbs	⊙
	5'	58-3/4"	AE54⊗ E60AGR	11	18 lbs	⊙
	6'	70-3/4"	AE54⊗ E72AGR	13	20 lbs	⊙



#202

4-RAIL RAINBOW GATES

STANDARD BOTTOM | GATE HARDWARE SOLD SEPARATELY

	OPENING	LEAF WIDTH	ITEM NUMBER	PICKET QTY	WEIGHT	STOCKING
6' HEIGHT	3'	34-3/4"	AE72⊗ E36AGR	6	15 lbs	⊙
	4'	46-3/4"	AE72⊗ E48AGR	8	17 lbs	⊙
	5'	58-3/4"	AE72⊗ E60AGR	11	20 lbs	⊙
	6'	70-3/4"	AE72⊗ E72AGR	13	22 lbs	⊙



#202

⊗ = COLOR OPTIONS AVAILABLE | B = Black Z = Bronze

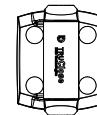
⊙ = NON-STOCKED PRODUCT

NOTE: Double Drive Gates consist of two gate leaves

Jerith Aero

GATE HARDWARE

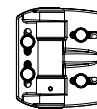
D & D GATE HARDWARE



D & D TRU CLOSE HINGE
Aluminum

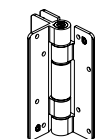
HINGE CLEARANCE	ITEM NUMBER	COLOR	WT. EACH
13/16"	BTCRHIN	BLACK	1 lb

With 2 legs and screws



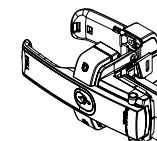
D & D ADJUSTABLE TRU CLOSE HINGE
Aluminum

ADJUSTABLE 7/8"-2"	BTAHIN	BLACK	1 lb
--------------------	--------	-------	------



D&D HEAVY DUTY HINGE
Aluminum

1/2"	BHDHIN	BLACK	1 lb
------	--------	-------	------



D&D LOKKLATCH MAGNETIC HINGE
Aluminum

3/4"	BLLM	BLACK	2 lb
------	------	-------	------



D & D MAGNA LATCH VERTICAL PULL (SHORT)
Aluminum

ADJUSTABLE	BMLS	BLACK	2 lbs
------------	------	-------	-------



D & D MAGNA LATCH TOP PULL
Aluminum

ADJUSTABLE	BML	BLACK	2 lbs
------------	-----	-------	-------

Jerith Aero

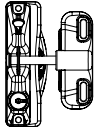
GATE HARDWARE

D & D GATE HARDWARE



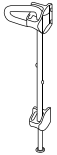
**D & D
MAGNA LATCH
WITH ALERT**

HINGE CLEARANCE	ITEM NUMBER	COLOR	WT. EACH
ADJUSTABLE	BMLA	BLACK	2 lb



**D & D
LOKKLATCH
WITH EXTERNAL
ACCESS**

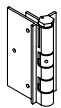
1/2"	BLLAAB	BLACK	1 lb
------	--------	-------	------



**D & D
DROP ROD KIT**

LENGTH	ITEM NUMBER	COLOR	WT. EACH
24"	BDRKS	BLACK	2 lb
30"	BDRKL	BLACK	2.25 lb

GATE HARDWARE



**SELF CLOSING
HINGE**
Aluminum

HINGE CLEARANCE	ITEM NUMBER	COLOR	WT. EACH
1/2"	RSBHIN	BLACK	.75 lbs